

HOUSE WAYS & MEANS

Higher Education Subcommittee

January 24, 2024



2024 STATE BUDGET REQUEST



UNIVERSITY OF
South Carolina

The University of South Carolina's SFY2025 budget request prioritizes access and affordability, enhances research, improves health outcomes for South Carolinians and supports the growth of our state's economy.

Our request will allow for no tuition increases for in-state students for a record-setting sixth straight year on the Columbia campus—seventh year for system campuses—while also providing funds for improvements to academic spaces, increased investments in STEM areas and new initiatives that address regional USC system needs.

USC COLUMBIA

Access & Affordability for In-State Students: Tuition Mitigation Funding
Recurring: \$25.8 million

STEM/High Demand Areas Support
Recurring: \$7 million

NON-RECURRING AND CAPITAL

Science and Technology Center – Academic/Research Building
Nonrecurring: \$90 million

Jones Research Center Renovation
Nonrecurring: \$6 million

Coker Life Sciences Maintenance Renovation
Nonrecurring: \$35 million

Utility Infrastructure
Nonrecurring: \$104.9 million

USC PROFESSIONAL SCHOOLS

USC SCHOOL OF MEDICINE

Access & Affordability for In-State Students: Tuition Mitigation Funding
Recurring: \$1.5 million

Student Program Enhancement
Recurring: \$5 million

NON-RECURRING AND CAPITAL

Health Sciences Campus
Nonrecurring: \$50 million

USC SCHOOL OF LAW

Access & Affordability for In-State Students: Tuition Mitigation Funding
Recurring: \$700,000

New Program Support
Recurring: \$6,010,000 million

USC AIKEN

Access & Affordability for In-State Students: Tuition Mitigation Funding
Recurring: \$4.9 million

Cyber/Engineering Program Enhancement
Recurring: \$1.8 million

NON-RECURRING AND CAPITAL

Strategic Marketing Campaign/ Student Recruitment
Nonrecurring: \$1 million

Pacer Collaborative Research Center/ Laboratory Equipment
Nonrecurring: \$500,000

New Health Sciences Building
Nonrecurring: \$20 million

Penland Building Welcome Center/ One Stop Shop Renovation
Nonrecurring: \$2 million

Pacer Collaborative Research Center
Nonrecurring: \$2,850,000

Student Activities Center Renovation/Expansion
Nonrecurring: \$20 million

USC BEAUFORT

Access & Affordability for In-State Students: Tuition Mitigation Funding
Recurring: \$1 million

Inflationary Small School Adjustment
Recurring: \$3 million

NON-RECURRING CAPITAL REQUESTS

New Convocation Center
Nonrecurring: \$11.5 million

Center for the Arts Renovation
Nonrecurring: \$12 million

USC UPSTATE

Access & Affordability for In-State Students: Tuition Mitigation Funding
Recurring: \$5.5 million

Nursing Educator Dilemma
Recurring: \$750,000

Teacher Pipeline in Rural Upstate Schools
Recurring: \$1,248,900

NON-RECURRING CAPITAL REQUESTS

Digital Innovations Commons
Nonrecurring: \$1,650,000

Center for Justice and Society
Nonrecurring: \$1,330,237

New Convocation Center
Nonrecurring: \$85 million

CONTINUED ►

USC UPSTATE, CONTINUED

New School of Nursing Building
Nonrecurring: \$61 million

**Smith Science Building
Renovation/Expansion**
Nonrecurring: \$26,450,000

Deferred Maintenance
Nonrecurring: \$22 million

USC PALMETTO COLLEGE CAMPUSES

**Access & Affordability for In-State
Students: Tuition Mitigation Funding**
Recurring: \$2,442,249 (Lancaster
- \$400,000; Sumter - \$400,000;
Salkehatchie - \$800,000; Union -
\$842,249)

iCarolina Apple Labs
Recurring: \$600,000 (Salkehatchie -
\$150,000; Sumter - \$150,000; Union
- \$300,000)

**Increased Cost of Facilities
and Utilities**
Recurring: \$425,000 (Sumter -
\$125,000; Union - \$300,000)

Faculty Staffing
Recurring: \$530,000
(Sumter - \$280,000; Union - \$250,000)

Student Recruitment/Retention
Recurring: \$450,000 (Salkehatchie)

**Security and
Community Engagement**
Recurring: \$100,000 (Salkehatchie)

NONRECURRING AND CAPITAL

**Instructional and Institutional
Support/Supplies/Equipment**
Nonrecurring: \$1.2 million
(Sumter - \$300,000; Union - \$900,000)

Campus Branding/Recruitment
Nonrecurring: \$500,000
(Salkehatchie - \$400,000; Lancaster -
\$100,000)

Instructional Materials
Nonrecurring: \$400,000 (Lancaster)

**Equipment/Supplies for Student
Activity/Athletic Operations**
Nonrecurring: \$100,000

Academic Support Center
Nonrecurring: \$25,000

**Deferred Maintenance,
Renovations/Upgrades**
Nonrecurring: \$33,830,000
(Lancaster - \$6.7 million; Salkehatchie
- \$6.7 million; Sumter - \$10,030,000;
Union - \$10.4 million)

**USC Salkehatchie Remodel/
Replacement of Arena**
Nonrecurring: \$15 million

**USC Sumter Multipurpose
Conference Facility**
Nonrecurring: \$17,160,000

**USC Sumter Health, Wellness, and
Athletics Center**
Nonrecurring: \$26,266,000

USC Sumter Student Success Center
Nonrecurring: \$6.4 million

**USC Sumter Facilities
Management Center**
Nonrecurring: \$5,850,000

SELECT SYSTEM PROVISIO REQUESTS

Educational Scholarships for In-State Students

This request benefits all South Carolina colleges and universities. Currently, state law caps educational fee waivers at 4% of the undergraduate student body. This request would allow, but not require, institutions to offer fee waivers to an additional 4% of the student body provided it is used exclusively to benefit in-state students.

Permanent Improvement Project Thresholds

This request benefits all South Carolina colleges and universities and increases the state's fixed "permanent improvement project" (PIP) dollar threshold that currently triggers the state's multi-phased, eight-step approval process before a campus project can begin. By increasing the threshold for PIP projects from \$5 million to \$6 million for research universities and from \$2 million to \$3 million for all other public institutions of higher learning including technical colleges, institutions can account for inflationary costs in construction and routine capital projects can be completed more quickly and more efficiently.

State Lottery Investment in USC Internship Pilot

This request allows USC to continue to use \$4.5 million in lottery appropriations for student internships in high demand fields important to the state's economy, including manufacturing, aerospace, health professions and STEM fields. Students receive \$3,000 stipends to support their internship participation, which benefits both to the student and sponsoring employer.

System Overview

Research Institution

USC Columbia

Comprehensives

USC Aiken

USC Beaufort

USC Upstate

Palmetto College

USC Lancaster

USC Salkehatchie

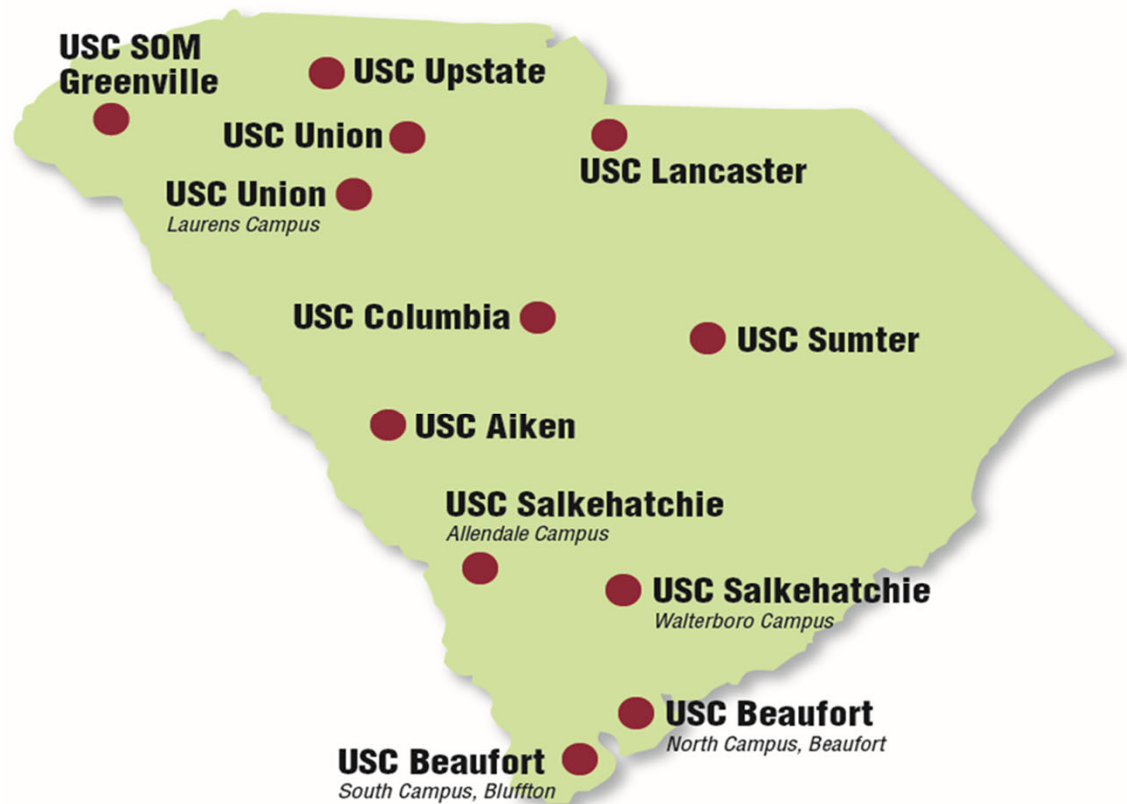
USC Sumter

USC Union

School of Medicine

Columbia

Greenville

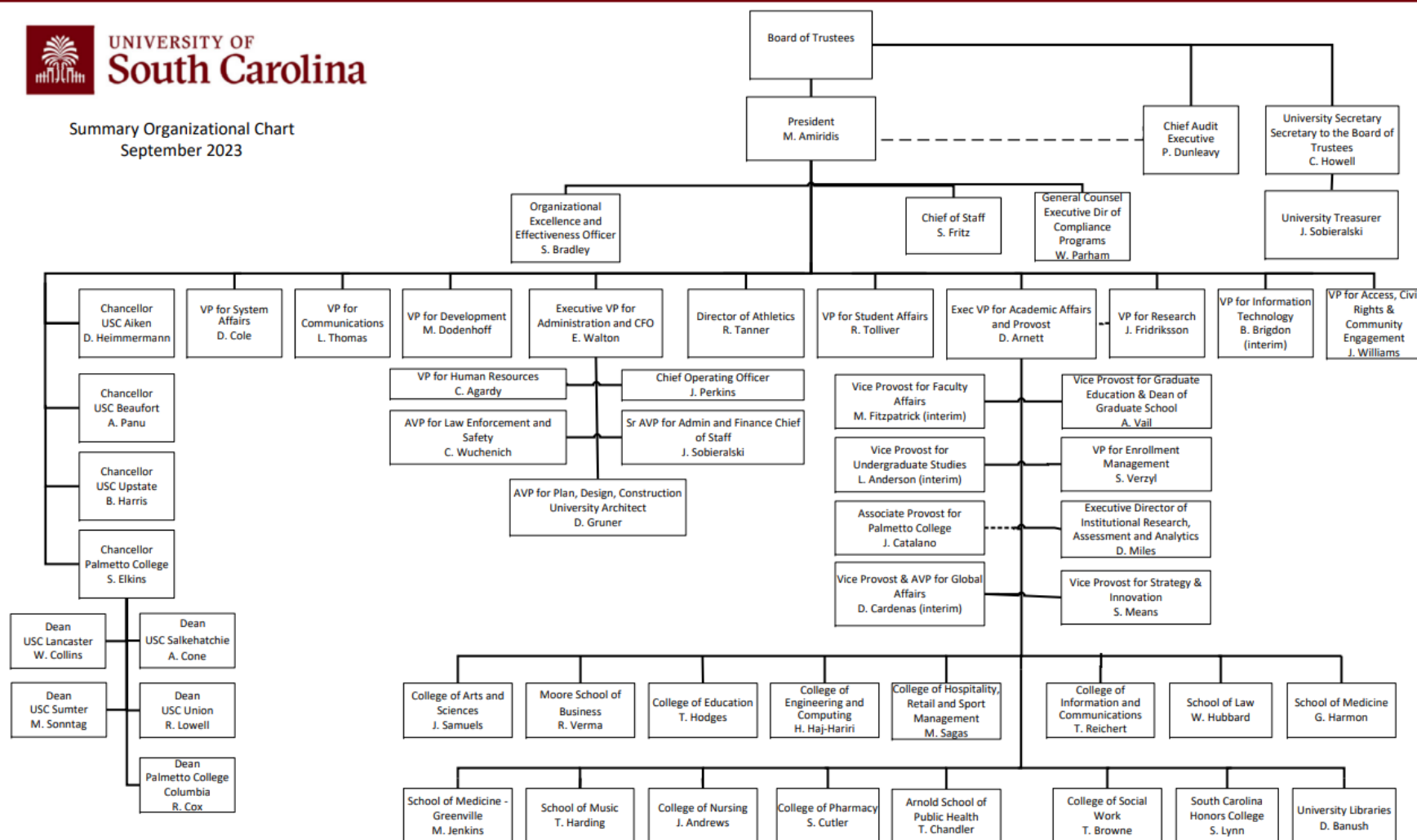


UNIVERSITY OF
South Carolina



UNIVERSITY OF South Carolina

Summary Organizational Chart September 2023



KEY OFFICIALS IN ATTENDANCE

Michael D. Amiridis, President, president@sc.edu
Daniel Heimmermann, USC Aiken Chancellor, daniel.heimmermann@usca.edu
Al Panu, USC Beaufort Chancellor, APANU@uscb.edu
Bennie Harris, USC Upstate Chancellor, BENNIEH@USCUPSTATE.EDU
Susan Elkins, USC Palmetto College Chancellor, SELKINS@mailbox.sc.edu

Donna Arnett, Executive Vice President for Academic Administration, Donna.Arnett@sc.edu
Ed Walton, Executive Vice President for Administration and Finance and CFO, WALTONE@mailbox.sc.edu
Beth Brigdon, Interim Vice President for Information Technology and CIO, bbrigdon@sc.edu
Derham Cole, Vice President for System Affairs, jdcole2@uscupstate.edu
Michelle Dodenhoff, Vice President for Development, MDODENHOFF@sc.edu
Julius Fridriksson, Vice President for Research, FRIDRIKS@mailbox.sc.edu
Larry Thomas, Vice President for Communications, LARRYT@mailbox.sc.edu
J. Rex Tolliver, Vice President for Student Affairs, JREX@sc.edu
Scott Verzyl, Vice President for Enrollment, VERZYL@email.sc.edu
Julian Williams, Vice President for Accessibility and Opportunity, JULIAN.WILLIAMS@sc.edu
Joe Sobieralski, Senior Associate Vice President for Administration and Finance and University Treasurer, SOBIERAL@mailbox.sc.edu
Kelly Epting, Associate Vice President for Finance and Budget, EPTINGK@mailbox.sc.edu
Stacy Fritz, Office of the President Chief of Staff, FRITZ@sc.edu
Derek Gruner, University Architect, DGRUNER@fmc.sc.edu
Derrick Meggie, Director of State Government Relations, MEGGIE@mailbox.sc.edu
Diane Parham, Director of Executive Communications, PARHAMDV@mailbox.sc.edu
Terry Parham, General Counsel, TERRY@mailbox.sc.edu
Craig Parks, Director of Government Relations, CPARKS2@mailbox.sc.edu
D. Ray Tanner, Director of Athletics, RTANNER@mailbox.sc.edu
Emmie Thompson, Student Body President, ETT@email.sc.edu

**subject to change*



POINTS OF PRIDE

- **#1 FIRST-YEAR EXPERIENCE**

Led by its pioneering, **globally recognized freshman seminar University 101**, South Carolina earned the No. 1 spot among public universities for first-year experience (*U.S. News*).

- **SOUTH CAROLINA'S TOP EDUCATOR**

The USC system develops critical thinkers who become leaders advancing our state, **awarding more than 12,000 degrees a year**.

- **MILITARY-FRIENDLY**

USC welcomes and supports veterans and military service members. **Our institutions in Columbia, Aiken, and Upstate are all ranked among the best colleges in the nation for veterans** (*U.S. News*) and campus ROTC programs have received regional and national awards.

- **TOP 10 PERCENT GRADUATION RATE**

USC's graduation rate is **nearly 25 percent higher than the national average**, making it among the Top 10 percent for public universities.

- **ENGINE OF OPPORTUNITY**

USC provides more opportunities for African American and minority students than any other institution in South Carolina, leading in both enrollment and graduation. Two-thirds of all students in the University of South Carolina system are in-state students.

- **MORE THAN 60 NATIONALLY RANKED ACADEMIC PROGRAMS**

USC is South Carolina's academic leader, with **more U.S. News-ranked graduate programs** than any other college or university in the state.

- **MEETING SOUTH CAROLINA'S HEALTH CARE NEEDS**

USC is filling the state's need for new nurses, **graduating more than 900 nurses per year**. Overall, South Carolina awards 4,000 health science degrees each year, spanning 100 degree programs

- **TOP PUBLIC HONORS COLLEGE**

A model for higher education excellence, the South Carolina Honors College holds the **top rating among public honors college programs** (*Inside Honors 2020-21*).

POINTS OF PRIDE

- **STAYING AFFORDABLE AND ACCESSIBLE**

The University of South Carolina has kept **tuition flat for in-state students for five years in a row**. It also offers **guaranteed admission and free tuition** to S.C. students in the top 10 percent of their high school class.

- **# 1 INTERNATIONAL BUSINESS (GRADUATE AND UNDERGRADUATE)**

USC develops **world-class leaders who thrive in the global economy**, with the top-ranked undergraduate and graduate international business programs in the nation (*U.S. News*).

- **TOP 5 SPORT SCIENCE**

USC's sport science programs are **ranked No. 5 in the country**. The ranking includes the Arnold School of Public Health's exercise science and athletic training programs and the College of Hospitality, Retail and Sport Management's sport and entertainment management program (Global Ranking of Sport Science Schools and Departments).

- **BUILDING STRONG CONNECTIONS**

Comprised of four state-of-the-art buildings, USC's new Campus Village housing development opened this fall. Campus Village provides students with a wide range of features and amenities designed to build strong communities by **fostering share academic and social development**.

- **HIGH-ACHIEVING STUDENT-ATHLETES**

Nearly **75 percent of all Gamecock student-athletes** (scholarship or walk-on) make the **SEC Academic Honor Roll** each year. As of June 2023, USC is second on the Honor Roll, with 175 student-athletes earning the recognition. USC has led the SEC Academic Honor Roll for the past four complete seasons (2018-2022).

- **GAMECOCK FAMILY – 340,000+ ALUMNI**

USC Alumni join a global family bound by loyalty. The university system includes more than 340,000 alumni worldwide and **more than 200,000 alumni in South Carolina**.

- **SERVING OUR GROWING STATE**

USC Beaufort's enrollment has more than doubled since it began granting bachelor's degrees in 2002.

- **SUPERIOR LIVING/LEARNING COMMUNITIES**

USC's intellectually stimulating **living and learning communities are ranked No. 6 in the nation among public universities** (*U.S. News*). The university has 13 living and learning communities, including the Galen Fellows health science community and the Rhodos Fellows community for information, design and computing.

- **BEST VALUE**

USC offers a **high-quality education at a reasonable cost**; *U.S. News* named USC a Best Value School (2023).

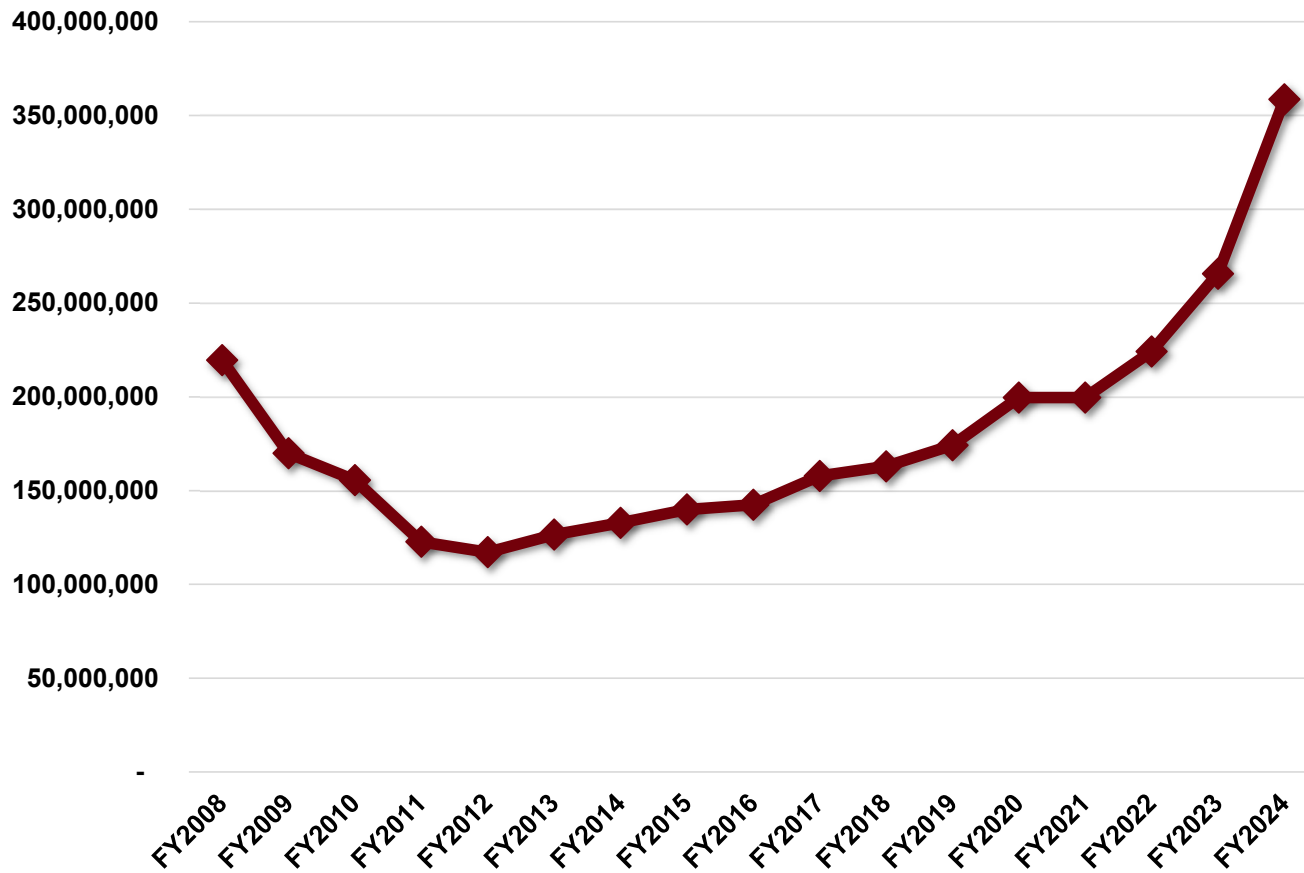




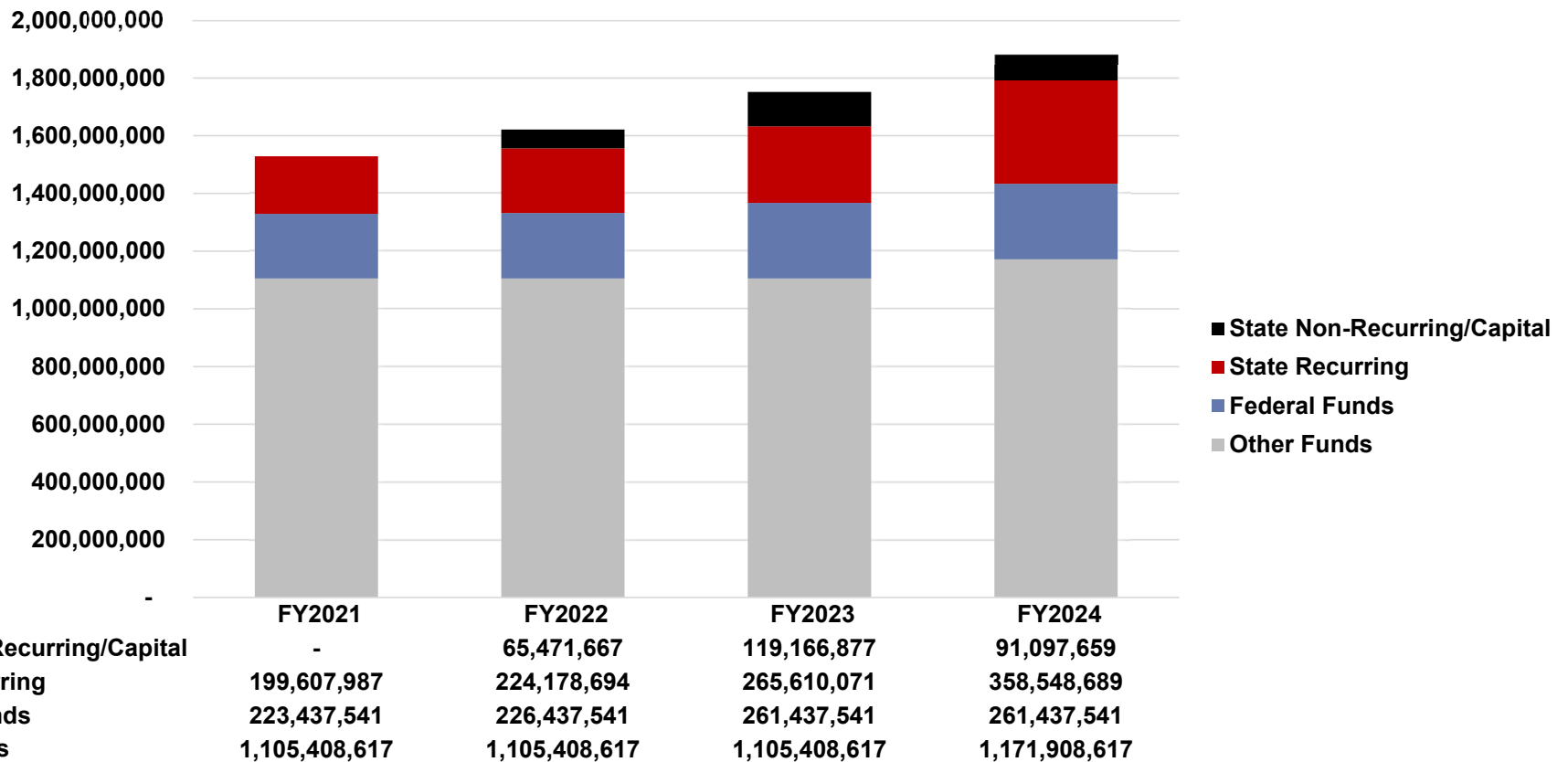
UNIVERSITY OF
South Carolina
University System



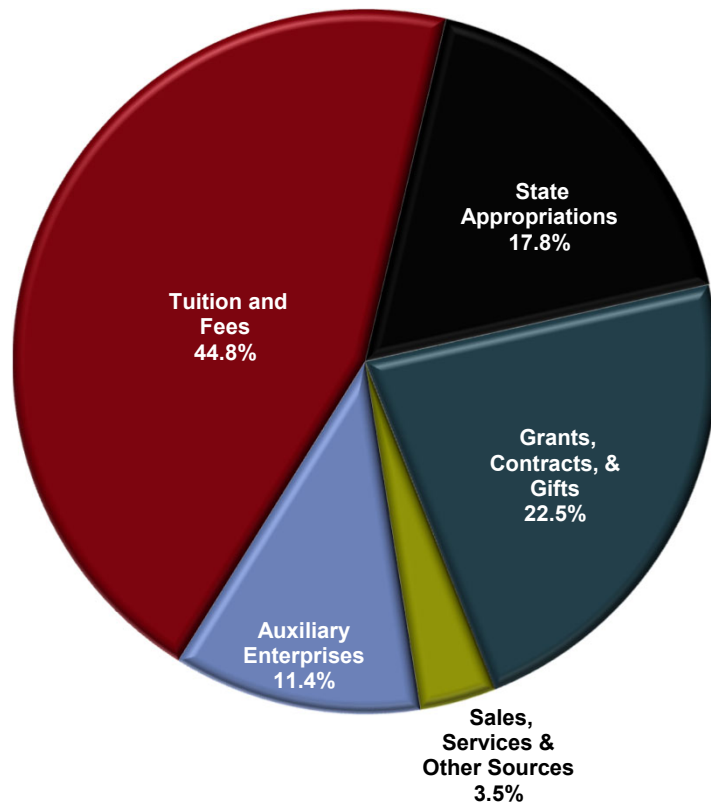
SYSTEM STATE APPROPRIATIONS



SYSTEM STATE BUDGET HISTORY



SYSTEM TOTAL CURRENT FUNDS



USC System Budget FY 2023-2024 Revenues

Unrestricted Funds

E & G	\$ 1,307,587,799
Auxiliaries	228,203,206
Unrestricted Total	1,535,791,005

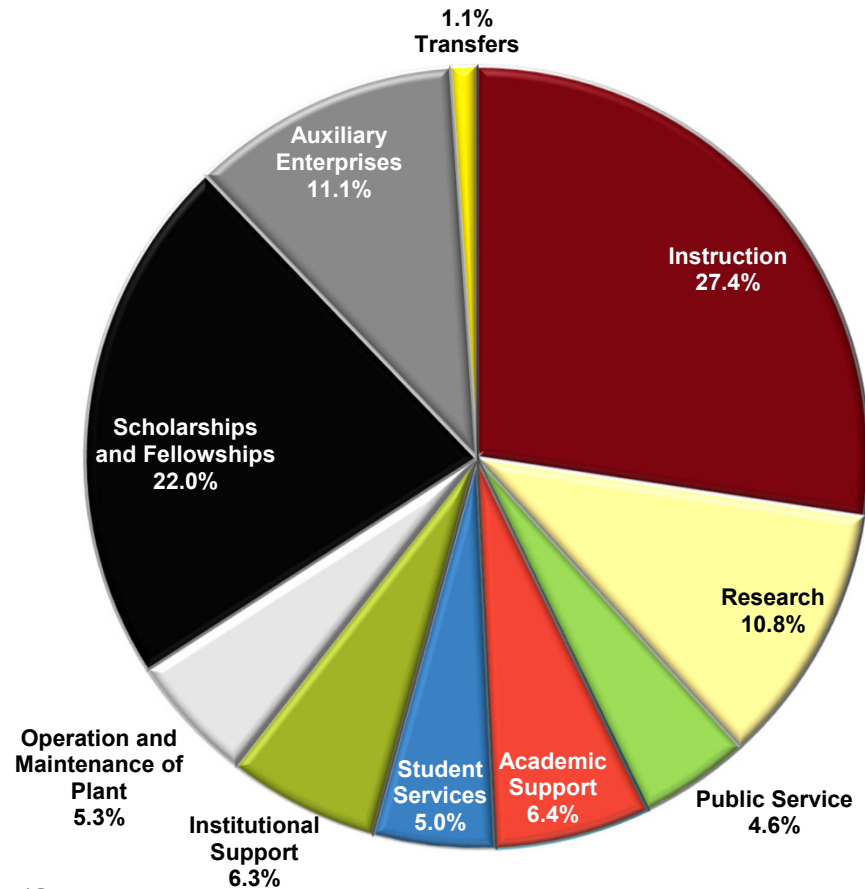
Restricted Funds

E & G	398,125,394
Auxiliaries	-
Restricted Total	398,125,394
Use of Fund Balance	(18,936,688)

TOTAL SOURCES	\$ 1,914,979,711
----------------------	-------------------------



SYSTEM TOTAL CURRENT FUNDS



USC System Budget FY2023-2024 Expenditures

Instruction	\$ 525,518,608
Research	207,045,978
Public Service	87,975,916
Academic Support	123,514,187
Student Services	96,688,365
Institutional Support	118,379,365
Operation and Maintenance of Plant	101,794,378
Scholarships and Fellowships	420,737,482
Auxiliary Enterprises	212,879,586
Transfers	20,445,847
TOTAL EXPENDITURES	<u>\$ 1,914,979,711</u>



SYSTEM CAPITAL PROJECTS

Campus	# of Projects	Approved Budget		Expenses		Remaining Balance
Columbia	37	\$	636,144,260	\$	534,728,306	\$ 101,415,954
Aiken	10		34,592,866		14,964,463	19,628,403
Beaufort	5		37,074,531		20,750,842	16,323,689
Lancaster	8		17,562,880		5,149,629	12,413,251
Salkehatchie	7		10,685,592	\$	2,670,159	8,015,433
Sumter	9		20,531,780		7,037,242	13,494,538
Union	7		10,779,007		4,413,842	6,365,165
Upstate	11		24,132,952		11,153,233	12,979,719
Total	94	\$	791,503,868	\$	600,867,717	\$ 190,636,152

Table represents all open and approved State Capital Projects as of September 30, 2023, through the State's Capital Project approval process. Full detail of all projects by source of funds are available upon request. Columbia campus includes School of Medicine.



UNIVERSITY OF
South Carolina

SYSTEM MAINTENANCE & REPAIR REPORT

Campus	# of Projects	Approved Budget	Expenses	Remaining Balance
Columbia	130	\$ 136,843,804	\$ 50,958,884	\$ 85,884,920
Aiken	15	9,563,000	2,886,498	6,676,502
Beaufort	1	225,000	-	225,000
Lancaster	-	-	-	-
Salkehatchie	1	155,200	150,129	5,071
Sumter	2	1,197,500	771,643	425,857
Union	1	15,000	-	15,000
Upstate	14	8,174,000	1,550,526	6,623,474
Total	164	\$ 156,173,504	\$ 56,317,680	\$ 99,855,824

14 Table represents all open maintenance and repair projects as of September 30, 2023. Full detail of all projects by source of funds are available upon request. Columbia campus includes School of Medicine.



UNIVERSITY OF
South Carolina

COLUMBIA CAMPUS

E&G MAINTENANCE EXPENDITURES (EXPENDED AND PLANNED)

Fiscal Year	Maintenance Projects in 5 Year Plan		Maintenance Projects not in 5 Year Plan (<250k)		E&G Funding for Small Maintenance Projects	Total Annual Funding for E&G Maintenance	State CRF Funding (included in Total Amount)
2017-2018	\$	34,840,944	\$	5,623,072	\$ 2,369,530	\$ 42,833,546	\$ 3,500,000
2018-2019		1,481,772		4,690,958	2,350,907	8,523,637	-
2019-2020		44,175,000		950,718	2,377,600	47,503,318	5,000,000
2020-2021		5,635,000		1,845,000	2,401,026	9,881,026	-
2021-2022		18,035,000		3,475,658	2,458,571	23,969,229	-
2022-2023		39,175,000		-	2,507,742	41,682,742	20,350,000
2023-2024		36,000,000		3,346,000	2,750,000	42,096,000	30,000,000
Total	\$	179,342,716	\$	19,931,406	\$ 17,215,376	\$ 216,489,498	\$ 58,850,000

15 This Columbia Campus schedule is sourced from the institution's Five-Year Capital Improvement Plan; however, this schedule also accounts for smaller maintenance projects below \$250,000 that are not documented in the Plan and do not require Board approvals. Supporting notes are provided on the next slide.



UNIVERSITY OF
South Carolina

COLUMBIA CAMPUS

E&G MAINTENANCE EXPENDITURES (EXPENDED AND PLANNED)

Fiscal Year	Notes
2017-2018	Only \$15M of the \$47M renovation to the old Law School has been counted toward deferred maintenance in this data. CRF funding for old Law School Renovation in FY15/16 budget.
2018-2019	Five Year Plan projects include: Barnwell Exterior Maintenance Project, roof replacements, and interior maintenance
2019-2020	Five Year Plan projects include: South Caroliniana Library Renovation, LeConte College Maintenance Renovation, Jones PSC Lab Renovation, and Swearingen. CRF funding for South Caroliniana Library Renovation in FY15/16 budget.
2020-2021	Quantity of projects affected by pandemic which slowed the expenditure of funds on capital projects in FY22. Five Year Plan projects include: Recurring annual Classroom Maintenance renovations, Coker Roof Replacement.
2021-2022	Five Year Plan projects include: West Energy Chiller Replacement (\$3.1M), numerous smaller utility maintenance infrastructure projects (\$2.7M), building envelope and roof maintenance projects (\$4.825M), HVAC and electrical building maintenance (\$2.85M), and other interior building maintenance projects (\$4.56M).
2022-2023	Five Year Plan projects include: Wardlaw College Envelope Renovation (\$4M), War Memorial Maintenance Renovation (\$4.4M), other building envelope and roof maintenance projects (\$18.1M), HVAC, electrical, and other interior building maintenance (\$12.7M)
2023-2024	Five Year Plan projects include: Roof replacements for McMaster(\$1.2m) and Blatt (\$2.6m), Swearingen Infrastructure Replacement (\$9m), and renovation of Booker T Washington Civil Rights Center (\$8m).
General Notes	1. Most Five Year Plan data is based on approved budget amounts shown in the plan and include all hard and soft costs. The final actual cost of the project will typically be slightly less since there is often minor funding left at the end of a project. Older projects are calculated as actual expenses.
	2. Renovation work that occurs for purely functional reasons (i.e. not maintenance-focused work) or work that installs new systems, for example, the installation of a new sprinkler system in a building that does not currently have a sprinkler system, has not been included in the data for maintenance totals. These expenditures are in addition to the maintenance data shown above.
	3. State CRF/Lottery Funds are shown in the fiscal year in which they were predominantly expended and not in the earlier year in which they were appropriated. The \$20,350,000 of CRF funding appropriated in FY22 is expected to be begin being expended on construction in the summer of 2022 and the amount is therefore allocated to year FY23 for the purposes of this spreadsheet.



SYSTEM

FY2025 STATE BUDGET REQUEST

Request		Recurring		Capital/Non-Recurring
USC Columbia & SOMs Request	\$	46,010,000	\$	285,900,000
USC Comprehensive Requests		18,198,900		267,280,237
USC Palmetto College Requests		4,547,249		106,731,000
TOTAL – USC System State Request		68,756,149		659,911,237
Other Funds Authorization Increase		90,000,000		
TOTAL – USC SYSTEM	\$	158,756,149	\$	659,911,237



USC SYSTEM COST SAVINGS

Institution	Total
Columbia	\$ 7,308,035
Aiken	589,339
Beaufort	400,417
Upstate	875,520
Palmetto Colleges	
Lancaster	274,199
Salkehatchie	153,142
Sumter	255,000
Union	155,155
TOTAL	<u>\$ 10,010,807</u>

If necessary, the institutions could reduce costs in following ways for these major areas:

Academic Units

- Faculty and/or staff positions would go unfilled, adjuncts would be utilized less. Course offerings would be reduced, class sizes would increase.
- Academic programs would be reduced.

Service Units

- Staff positions would go unfilled in facilities, student affairs/success, and other support areas. Programs for student enrichment outside classroom would decrease.

Facilities, capital projects and maintenance

- Projects will be delayed, reduced in scope, or postponed.

REDUCING COST AND BURDEN TO BUSINESS AND CITIZENS

University of South Carolina System

- ❑ The University does not have regulations that pertain to business operations. Nor does the University have regulations that pertain to citizens in general. The University has taken steps over the last several years to assist students in obtaining a degree in a timely manner and to minimize the overall cost of obtaining a quality education.
- ❑ Providing a quality workforce to the businesses within the State is a vital aspect of continuous economic development. The savings to citizens and business of the state are incalculable.
- ❑ Highlights of a recent study found that USC has a total economic impact (all 8 campuses statewide) of approximately \$5.5 billion when measured in terms of annual state output. The system supports over 60,000 jobs statewide and returns \$219 million annually to the state in tax revenue.
- ❑ Palmetto College Online was designed to make Bachelors completion degrees more accessible and affordable for in-state place bound residents. The number of programs continues to grow each year thereby reducing the need for residents to choose the more expensive “for-profit” online college. Centralizing distance learning efforts for the USC System helps contain costs associated with program startup, marketing and admissions.
- ❑ The “On Your Time” initiative was designed to give students a greater opportunity to complete their degrees in less time and reduce overall tuition costs and loan debt. Research shows that the key driver of student debt is taking longer than 8 semesters to graduate. Since the creation of the “On Your Time” initiative, the four-year graduation rate has increased by 7 percentage points.
- ❑ System improvements include recent implementation of Banner which is an enterprise student information system. Key features include integrated admissions, financial aid, registration, and student account system processes. Banner implementation is a major customer service upgrade.

SYSTEM PROVISO REQUESTS

State's Lottery Investment in USC Internship Pilot

- With the legislature's \$4.5M lottery appropriation, USC has created a new innovative internship program designed to partner USC students with SC businesses including manufacturers, aerospace, health and other STEM and high demand fields. Students receive \$3,000 stipends to support their internship participation – a benefit both to the student and sponsoring employer who also benefit from USC student talent, ultimately helping to keep more SC students in-state.

Request: \$0 increase. Instead, please continue the \$4,500,000 in the current lottery proviso in the FY24-25 lottery proviso as well.

State's Lottery Investment in Access and Affordability – State Need-Based Grants

- USC supports continuing the state's recent investment in state need-based financial aid which over the last three years has allowed USC Columbia to substantially increase both the number of students receiving state need-based aid (up from just over 2,000 students in 2020 to over 4,100 today) and average award (up from \$2,500 in 2020 to \$3,300 today – an amount just short of the state's maximum award of \$3,500). As such, for a modest additional investment by the state of just \$1M at USC Columbia, we would be able to increase the average need-based aid award to the state maximum of \$3,500, further enhancing access and affordability for many of our lower and middle-income students. Note: USC Columbia students from ALL 46 counties benefit from the state's renewed investment in need-based aid.

Request: \$1,000,000 increase in Lottery state-need based aid to fund the full \$3,500 state maximum need-based award to all eligible USC-Columbia students.



SYSTEM PROVISO REQUESTS

State's Lottery Investment in Addressing the Nursing Shortage – The Statewide Nursing Faculty and Instructor Initiative

- The USC system's College of Nursing (CON) programs appreciate two consecutive years of lottery funding (\$10M annually) to address a very real impediment to South Carolina's critical nursing shortage – the nursing faculty and instructor pipeline. At USC Columbia, this lottery investment has assisted the CON in providing an average 7-8% bonus (about \$8,500) to faculty salaries which has aided in retention of faculty, as well as helpful in recruiting star talent. We will need to maintain this, to maintain these outcomes. With higher faculty salaries, the faculty positions become more attractive to CONs statewide since nurses working in health systems typically have higher salaries than those in academia.

Request: \$0 increase. Instead, please continue the existing \$10,000,000 in the current lottery proviso in the FY24-25 proviso as well.

State's Lottery Investment in Access and Affordability – USC Colleges of Medicine – In-State Student Scholarship Support

- The USC System proposes scholarship assistance for SC in-state residents wishing to seek a medical degree at USC's medical colleges – Columbia and Greenville - by providing these residents with financial scholarship assistance. To help alleviate the state's physician shortage, these scholarships exclusively for the benefit of South Carolina resident students would enhance recruitment and alleviate the out-migration of high-achieving South Carolina students to out-of-state schools. In doing so, USC can recruit, enroll, and retain qualified residents by providing accessible and affordable medical education opportunities for all, especially in underserved areas of our state. Resident medical students educated in our state are more likely to remain in the state and USC medical graduates are more likely to practice in underserved communities. Note: According to the latest national rankings, both USC's medical schools rank in the Top 10 in placing graduates in underserved areas (Columbia #5 and Greenville #7).

Request: \$3,500,000 allocation to be utilized by USC's colleges of medicine for the exclusive benefit of supporting medical education costs of SC in-state residents.



SYSTEM PROVISO REQUESTS

State's EIA Investment in USC College of Education Teacher Recruitment and Retention Initiatives

- USC appreciates the recent EIA investments by the state in the USC College of Education's (COE) impactful teacher recruitment and retention programs; specifically, \$3 million for SC-TEACHER (\$1M recurring and \$2M one-time) and an additional \$450,000 for Carolina Collaborative for Alternative Preparation (CarolinaCAP) for the 2nd consecutive year. SC-TEACHER is a statewide collaborative of multiple institutions and partners whose purpose is to positively impact, through comprehensive research, teacher recruitment, preparation, and retention policies on teacher effectiveness in South Carolina. CarolinaCAP is equally impactful, having already partnered with several dozen school districts to increase the teacher workforce, especially in rural areas. In addition to continuing funding for SC-TEACHER and CarolinaCAP, we are seeking a modest additional investment in the College of Education - \$750,000 – for the Carolina Teacher Induction Program (CarolinaTIP) which has successfully demonstrated service to more than 300 1st through 3rd year teachers with an almost 98% retention rate.

Request: \$0 increase. *Instead, please continue the \$1,000,000 in one-time EIA funding for SC-TEACHER provided in the FY23-24 budget in the FY25 EIA budget.*

Request: \$0 increase. *Instead, please continue the \$450,000 in one-time EIA funding for SC-TEACHER provided in the FY23-24 budget in the FY25 EIA budget.*

Request: \$750,000 increase in EIA funds for the USC COE for the CarolinaTIP program.

IDC Threshold Increase for Teaching and Training Grants

- The USC System supports a modest increase to the current exemption level for non-research grants from \$200,000 to the first \$500,000 provided that the grant is used in support of the mission of another state agency or unit of government. The last increase was instituted in 1999. Currently, the state collects IDC earned on teaching and training grants awarded to colleges and universities (a requirement that is largely unique to S.C.).



SYSTEM PROVISO REQUESTS

USC: Health Sciences Campus and Rural Brain Health

- With the funds appropriated in this act, the University of South Carolina is authorized to undertake permanent improvements necessary for the development and construction of the Health Sciences Campus and Rural Brain Health Center. Further, the funds appropriated in Part 1A and 1B of this and prior acts for the Health Sciences Campus and Rural Brain Health Center may be carried forward and expended for the necessary permanent improvements. The funds must be accounted for separately, and the university shall report semiannually to the Chairman of the Joint Bond Review Committee on the amount of funding carried forward, the amount remaining to be expended, the overall status of the project or projects and any other information requested by the committee

Educational Scholarships for In-State Students – Access and Affordability

- This request benefits all colleges and universities in the state. It does not require any institution to implement the additional flexibility, so there is no adverse impact. Currently, South Carolina code section 59-101-620 stipulates, “A public institution of higher learning may offer educational fee waivers to no more than four percent (4%) of the undergraduate student body.” This request would allow an additional four percent (4%) dedicated to South Carolinians. As the state is considering additional investment in South Carolinians, this request allows, but does not require, institutions to increase their investment and does not directly impact on the state’s budget

Honors College – Existing Fund Reallocation for Necessary Repairs and Renovations

- The University respectfully requests a 2016 one-time appropriation may instead be redirected by the university towards necessary renovations and repairs of Honors College designated Education and General (E&G) space in the Harper/Elliott Honors College located on the historic Horseshoe of campus. Initial appropriation was Harper Elliott Honors College Capital Reserve Fund appropriations to the University of South Carolina in 2016 for construction of E&G space in the addition to the Honors College dormitory.



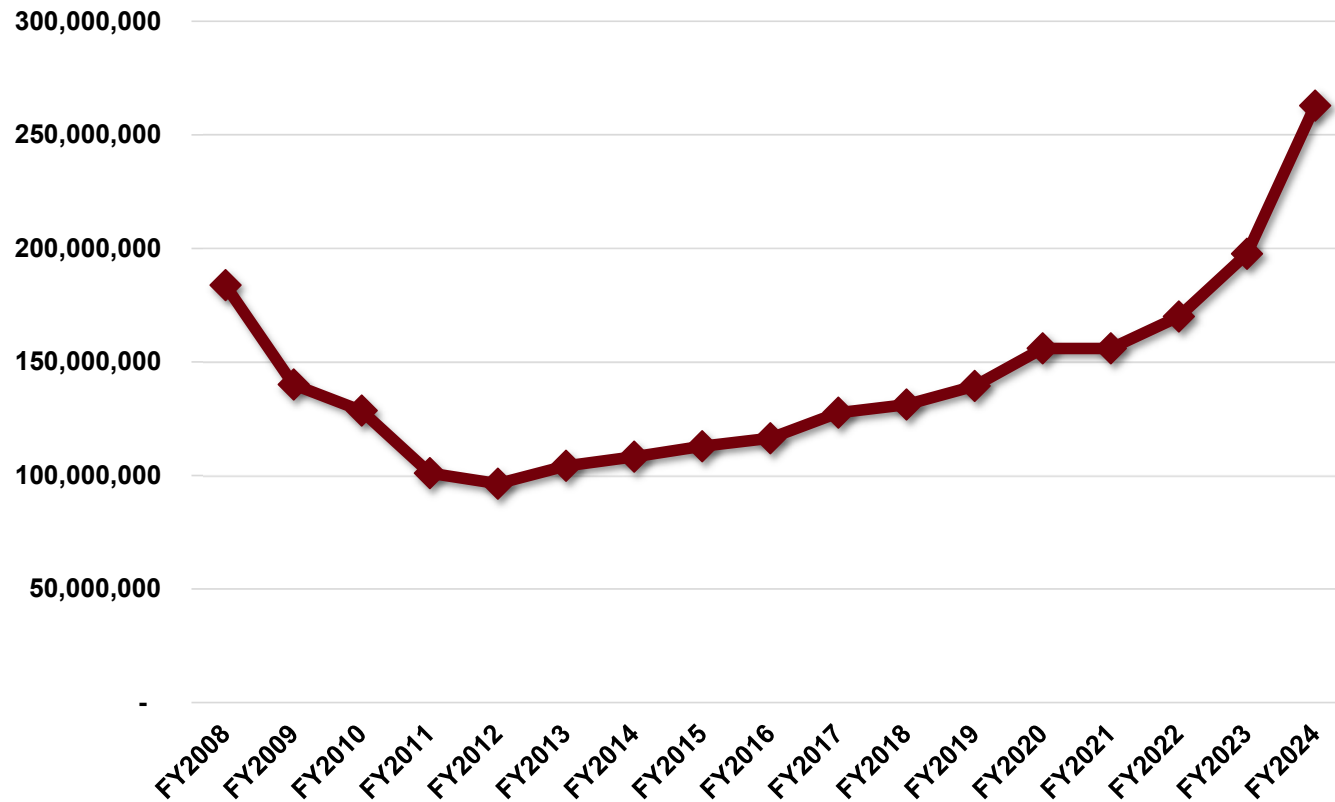


UNIVERSITY OF
South Carolina

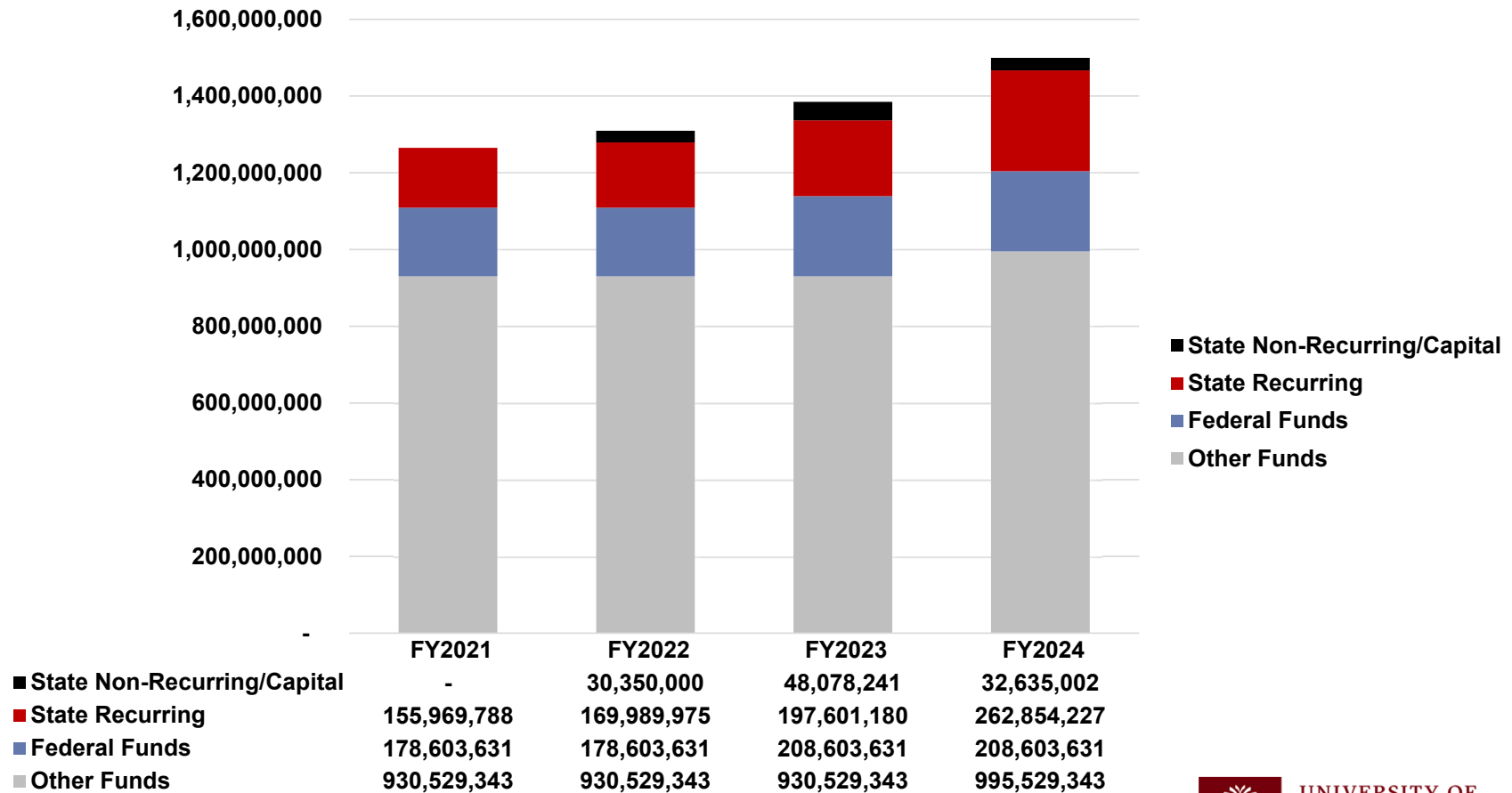


Columbia

COLUMBIA STATE APPROPRIATIONS

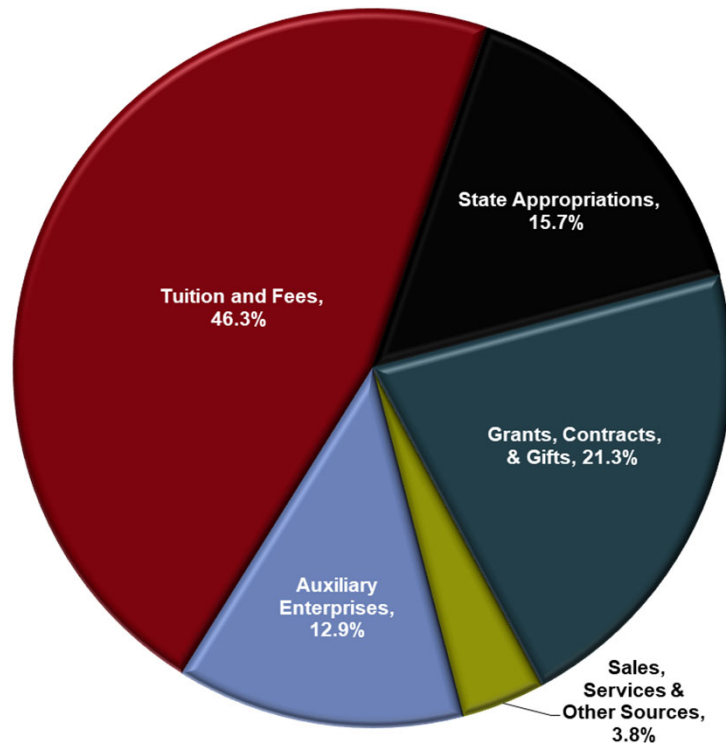


COLUMBIA STATE BUDGET HISTORY



COLUMBIA & SOMs

TOTAL CURRENT FUNDS



USC Columbia & SOMs Budget FY 2023-2024 Revenues

Unrestricted Funds

E & G	\$ 1,078,836,029
Auxiliaries	215,569,101
Unrestricted Total	1,294,405,130

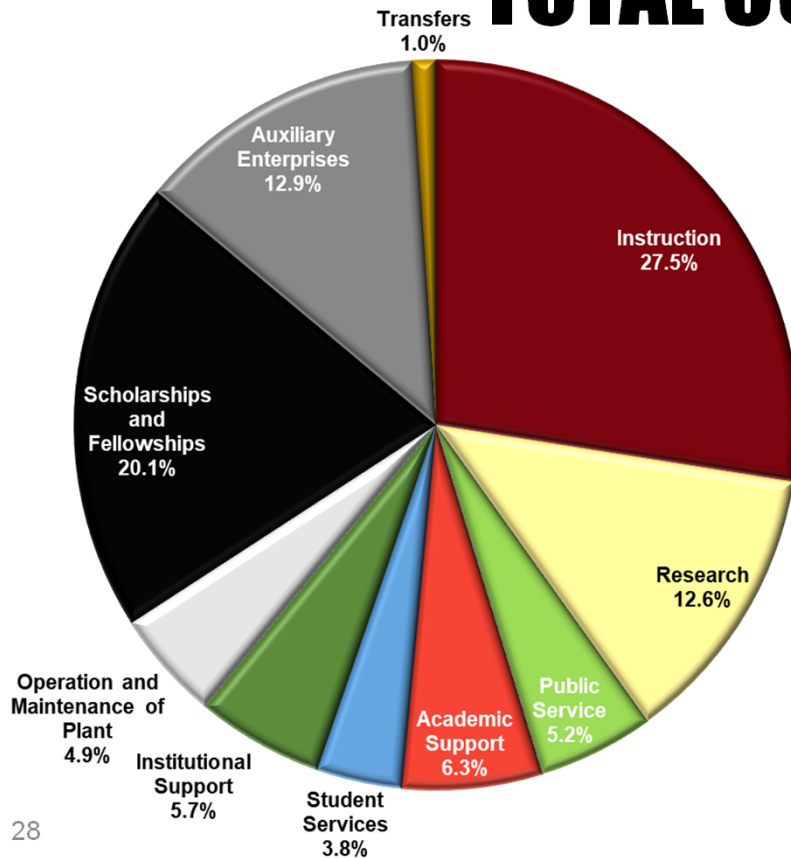
Restricted Funds

E & G	309,274,459
Auxiliaries	-
Restricted Total	309,274,459
Use of Fund Balance	(8,014,680)
TOTAL SOURCES	\$ 1,595,664,909



COLUMBIA & SOMs

TOTAL CURRENT FUNDS



USC Columbia & SOMs Budget FY2023-2024 Expenditures

Instruction	\$ 438,715,841
Research	200,810,586
Public Service	82,346,679
Academic Support	100,000,982
Student Services	61,031,786
Institutional Support	90,415,510
Operation and Maintenance of Plant	78,211,431
Scholarships and Fellowships	321,252,596
Auxiliary Enterprises	206,366,844
Transfers	16,512,654
TOTAL EXPENDITURES	<u>\$1,595,664,909</u>



UNIVERSITY OF
South Carolina

COLUMBIA

FY2025 STATE BUDGET REQUEST

Requests	Recurring	Capital/Non-Recurring
Access and affordability for in-state students - Tuition Mitigation Funding	\$ 25,800,000	
STEM/High Demand Areas Support	7,000,000	
School of Medicine	6,500,000	
School of Law Student Support and New Programs	6,710,000	
Health Sciences Campus		\$ 50,000,000
Science and Technology Center		90,000,000
Coker College Maintenance Renovations		35,000,000
Jones Research Center Renovations		6,000,000
Utility Infrastructure		104,900,000
TOTAL – Columbia State Request	46,010,000	285,900,000
Other Funds Authorization Increase	90,000,000	
TOTAL - COLUMBIA	\$ 136,010,000	\$ 285,900,000

COLUMBIA

FY2025 STATE BUDGET REQUEST

Recurring Appropriations

Access & Affordability for In-State Students: Tuition Mitigation Funding – Recurring \$25,800,000

- These funds would enable the system to freeze tuition for in-state students for another consecutive year by 1) offsetting the tremendous rise in current inflationary costs expected to remain higher than historic norms for the foreseeable future, 2) covering the customarily unfunded portion of state funding requirements for pension, health insurance, and cost of living adjustments, and 3) continuing to make strategic investments improving access to higher education for students across South Carolina portion of state funding requirements for pension, health insurance, and cost of living adjustments, and 3) to continue make strategic investments improving access to higher education for students across South Carolina.

STEM/High Demand Areas Support – Recurring \$7,000,000

- The University appreciates the State's FY2024 recurring investment in STEM and other High Demand fields. Additional investment would allow South Carolina to continue to attract and retain top instructional faculty and purchase best-in-class instructional tools and student support programs so that students are career ready upon graduation.



COLUMBIA

FY2025 STATE BUDGET REQUEST

Recurring Appropriations

School of Medicine – Recurring \$6,500,000

- **Access & Affordability for In-State Students (\$1,500,000):** The top budget priority for the University of South Carolina Professional Schools remains continuing to partner with the state to invest in predictable funding to mitigate against annual resident tuition increases.
- **Student Program Enhancement (\$5,000,000):** The University requests support to retain and attract top quality faculty in a competitive environment. Funding would also maintain technology and teaching tools related to simulations of healthcare delivery environments and patient simulations (e.g., active learning classrooms, ultrasound labs, simulated hospital environments, standardized patients).

School of Law Student Support for New Programs – Recurring \$6,710,000

- The University requests support for the Law School to retain and provide for success of South Carolina law students and provide support for emerging programs of study: Access & Affordability for In-State Students (\$700,000); Rural Access to Justice Program (\$1,800,000); State Lands Initiative (\$510,000); Academic Success & Advising Program (\$700,000); Excellence in Policing and Public Safety Program (\$1,800,000); Two Master Programs in Legal Studies (\$1,200,000) - Health Systems Law and Compliance, Environmental Law and Sustainability.

COLUMBIA

FY2025 STATE BUDGET REQUEST

Capital Appropriations

Health Sciences Campus - \$50,000,000

- With this \$300 million project, the University recognizes its role in supporting the healthcare needs in the State of South Carolina where more than half its medical graduates remain in the Palmetto state and serve rural and underserved areas more than any school in the country. With full state funding, USC will be able to alleviate the need for borrowing (and associated borrowing costs which ultimately impacts students) while allowing the university to reprioritize substantial strategic savings prudently set aside for this project to other long-term university priorities of importance to the institution, our students, the state and economy.

Science and Technology Center – New Building for Academic and Research Space – \$90,000,000

- To fulfill the need for more classrooms in the western district of the campus, the University requests 100% of the cost of a new building for classrooms. Well-equipped with the most modern AV/IT infrastructure, additional general classrooms will benefit numerous academic programs.



COLUMBIA

FY2025 STATE BUDGET REQUEST

Capital Appropriations

Jones Research Center Renovation – \$6,000,000

- The project will renovate the vacated third floor of the Jones PSC building to become a center for inter-disciplinary research. The 50-year-old space is vacated and desperately needs to be modernized to serve the academic and research mission of the university. Research space is limited on the campus and is preventing the recruitment of faculty that would not only teach but would also pursue federal research grants.

Coker College Maintenance Renovation – \$35,000,000

- The project will provide a comprehensive renovation of the 186,000 gross square foot structure that was constructed in 1975. The building houses academic and research programs within the College of Pharmacy and departments within the College of Arts and Sciences

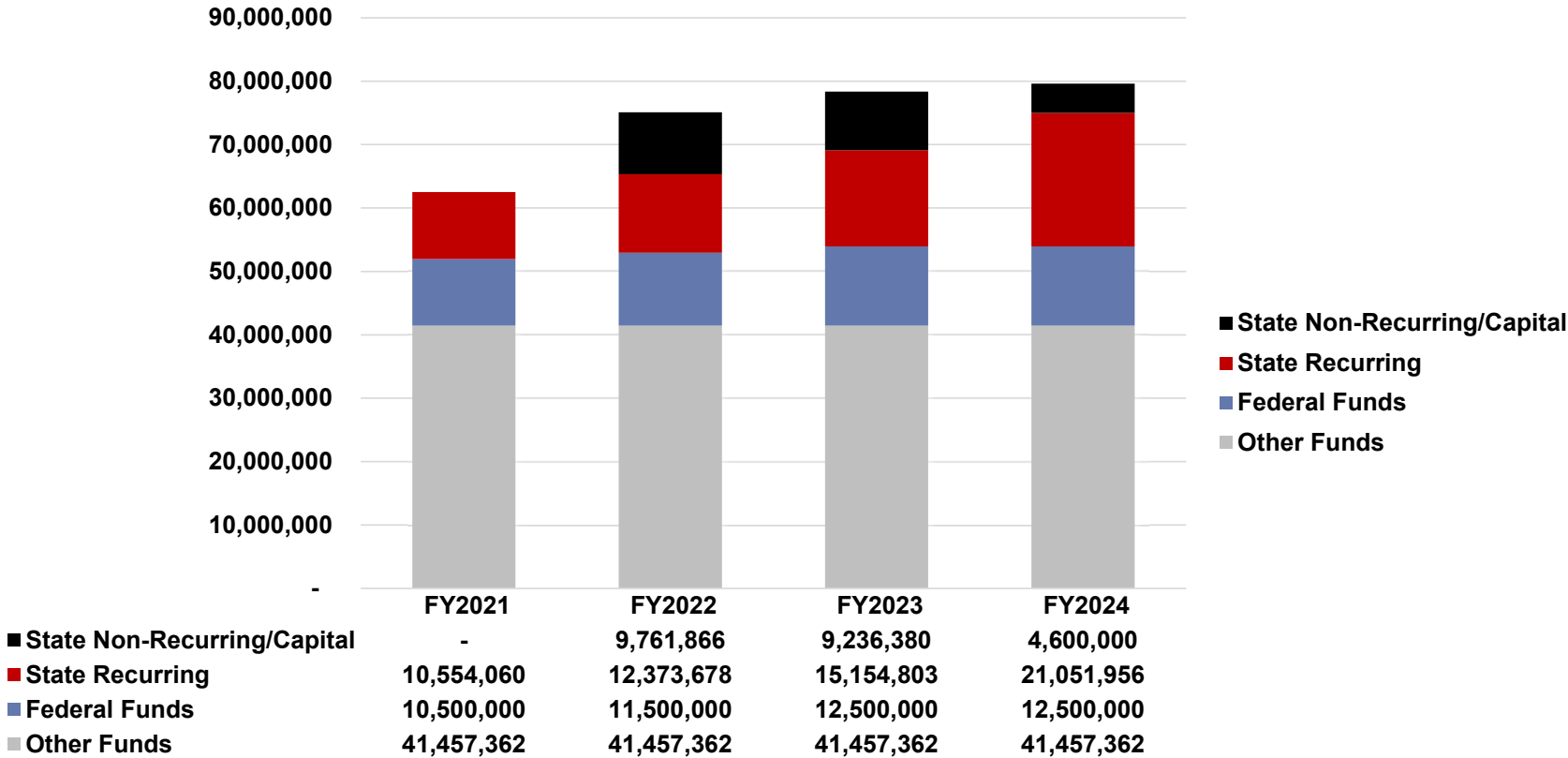
Utility Infrastructure - \$104,900,000

- Establish a new dedicated electrical substation and replace approximately half of the outdated 8320-volt underground electrical infrastructure and pad-mounted transformers that provide electricity to most of the campus buildings.
- In 2020 and 2021, the campus commissioned an engineering firm to identify, master plan, and prioritize utility priorities. There is a list of over 100 priorities totaling \$151 million.

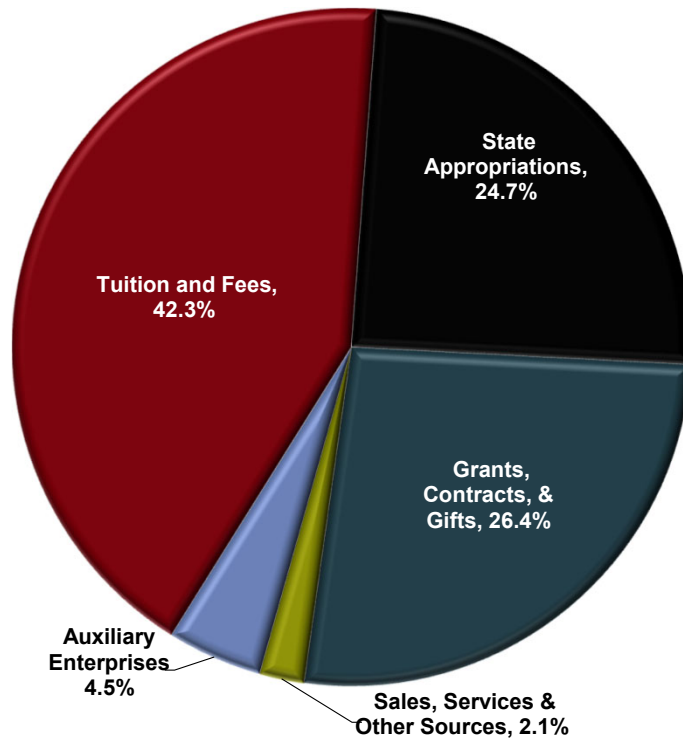




AIKEN STATE BUDGET HISTORY



AIKEN TOTAL CURRENT FUNDS



USC Aiken Budget FY 2023-2024 Revenues

Unrestricted Funds

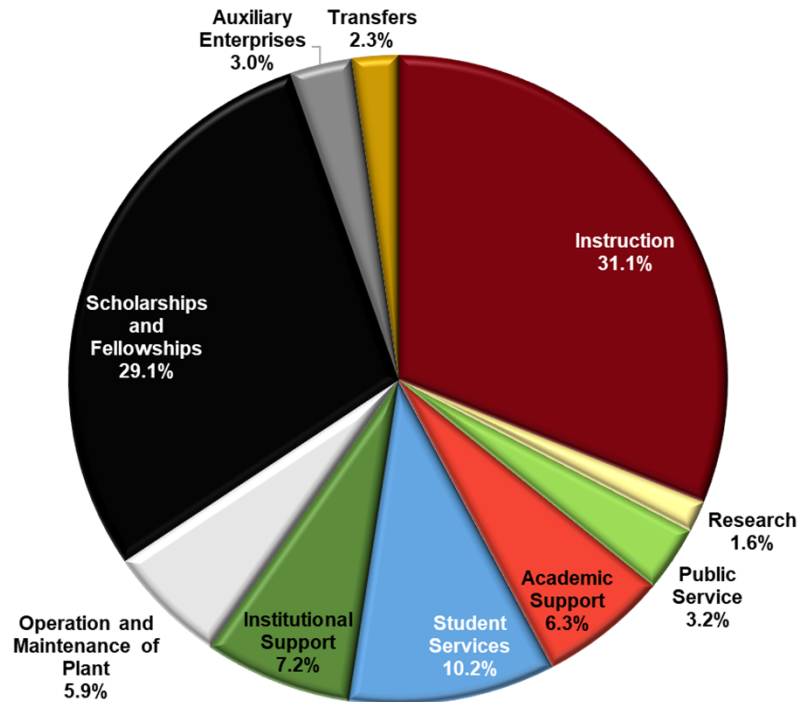
E & G	\$ 56,841,452
Auxiliaries	3,722,200
Unrestricted Total	60,563,652

Restricted Funds

E & G	21,680,000
Auxiliaries	-
Restricted Total	21,680,000
Use of Fund Balance	(1,749,788)
TOTAL SOURCES	\$ 80,493,864



AIKEN TOTAL CURRENT FUNDS



USC Aiken Budget FY2023-2024 Expenditures

Instruction	\$ 25,058,786
Research	1,259,362
Public Service	2,611,602
Academic Support	5,081,390
Student Services	8,178,838
Institutional Support	5,819,480
Operation and Maintenance of Plant	4,774,839
Scholarships and Fellowships	23,437,668
Auxiliary Enterprises	2,444,268
Transfers	1,827,632
TOTAL EXPENDITURES	\$ 80,493,864



AIKEN

FY2025 STATE BUDGET REQUEST

Request	Recurring	Capital/Non-Recurring
USC Aiken		
Tuition Mitigation Funding	\$ 4,900,000	
Cyber/Engineering Program Enhancement	1,800,000	
Strategic Marketing Campaign		\$ 1,000,000
Pacer Collaborative Equipment		500,000
Nursing/ Health Sciences Building		20,000,000
Pacer Collaborative Research Center		2,850,000
Penland Building Welcome Center		2,000,000
Student Activities Center Renovation & Expansion		20,000,000
TOTAL – USC Aiken	\$ 6,700,000	\$ 46,350,000

AIKEN

FY2025 STATE BUDGET REQUEST

Recurring Appropriations

Access & Affordability for In-State Students: Tuition Mitigation Funding – Recurring \$4,900,000

- These funds would enable the System 1) to offset the tremendous rise in current inflationary costs expected to remain higher than historic norms for the foreseeable future, 2) to cover the customarily unfunded portion of state funding requirements for pension, health insurance, and cost of living adjustments, and 3) to continue to make strategic investments improving access to higher education for students across South Carolina.

Cyber/Engineering Program Enhancement – Recurring \$1,800,000

- USC Aiken is located at the center of academic and government partnerships critical to the nation's cyber security and technology enterprise, including Savannah River Site, the Department of Energy, U.S. Army Cyber Center of Excellence, and the U.S. Army Cyber Command. The institution must invest in additional programs that enhance student preparedness and meet regional workforce needs.
- USC Aiken would have the ability to build programs to support the career and skill needs of our partners, as well as purchase the necessary lab and specialized computer and diagnostics equipment to ensure USC Aiken graduates are contenders for the state's fastest growing and highest paying careers.
- With approximately 60% of incoming University of South Carolina Aiken students choosing to major in STEM fields including cybersecurity and engineering, the University of South Carolina Aiken requests \$1.8 million in recurring funds for cyber and engineering program enhancements.

AIKEN

FY2025 STATE BUDGET REQUEST

Non-Recurring Appropriations

Strategic Marketing Campaign – Student Recruitment – Non-Recurring \$1,000,000

- The non-recurring funds would be used to launch this campaign, which we firmly believe will yield substantial returns on investment and enhance our institution's reputation as a leading educational institution in the region.
- The funds will be allocated to the following strategic endeavors: sustaining enrollment and revenue generation, enhancing institutional visibility and reputation, targeted outreach, and customization, leveraging multi-channel marketing strategies, measuring results and ROI, positioning for long-term growth, and timing and competitive edge.

Pacer Collaborative Research Center – Laboratory Equipment – Non-Recurring \$500,000

- This funding would be utilized to purchase equipment for the proposed Pacer Collaborative Research Center. Two large laboratories would adjoin to the north external wall of the existing science building. The space would allow for two large chemical laboratories of approximately 30'x60' for collaborative work with industry and regional partners. The external scientists and companies would work collaboratively with the USCA faculty and students under the auspices of the university.

AIKEN

FY2025 STATE BUDGET REQUEST

Capital Appropriations

Nursing/ Health Sciences Building – \$20,000,000

- Additional classroom space is needed because our program has expanded to two additional campuses and includes tele-streaming to students. The addition of MSN and DNP programs within the next couple of years will also require additional space.
- The current Exercise and Sports Science programs are scattered in the Business and Education building and would be moved to this space to take advantage of the enlarged lab and classroom spaces.
- The university is planning to expand, adding other health science majors to be housed in this building. The current simulation labs need expansion and could be utilized by other health science majors in this shared space.

Pacer Collaborative Research Center – \$2,850,000

- Current facilities on campus are not adequate to expand the number of collaborative projects and provide dedicated space for industry in a chemical environment. A dedicated wet laboratory innovation space is required to facilitate productive day to day extensive collaboration between USCA students/faculty and regional stakeholders. The facility will host joint appointments and adjunct research professors from regional industry facilities.
- Two large laboratories would adjoin to the north external wall of the existing science building. The space would allow for two large chemical laboratories of approximately 30'x60' for collaborative work with industry and regional partners. The external scientists and companies would work collaboratively with the USCA faculty and students under the auspices of the university.



AIKEN

FY2025 STATE BUDGET REQUEST

Capital Appropriations

Penland Building Welcome Center/One Stop Shop Renovation – \$2,000,000

- The Welcome Center will serve as the starting point for recruitment of new students, family, and community members. By providing The Pacer Welcome Center, the university's recruitment presence and efforts will be greatly expanded and will allow USC Aiken to compete more effectively for outstanding South Carolina students.
- The One-Stop will provide excellent, high-level student service in an environment staffed by experts from across the Division of Enrollment Management. As an aid to both recruitment and especially retention efforts, the One-Stop staff will be able to solve problems, answer questions, provide intake for paperwork, and walk students through any process at the university.

Student Activities Center Renovation & Expansion – \$20,000,000

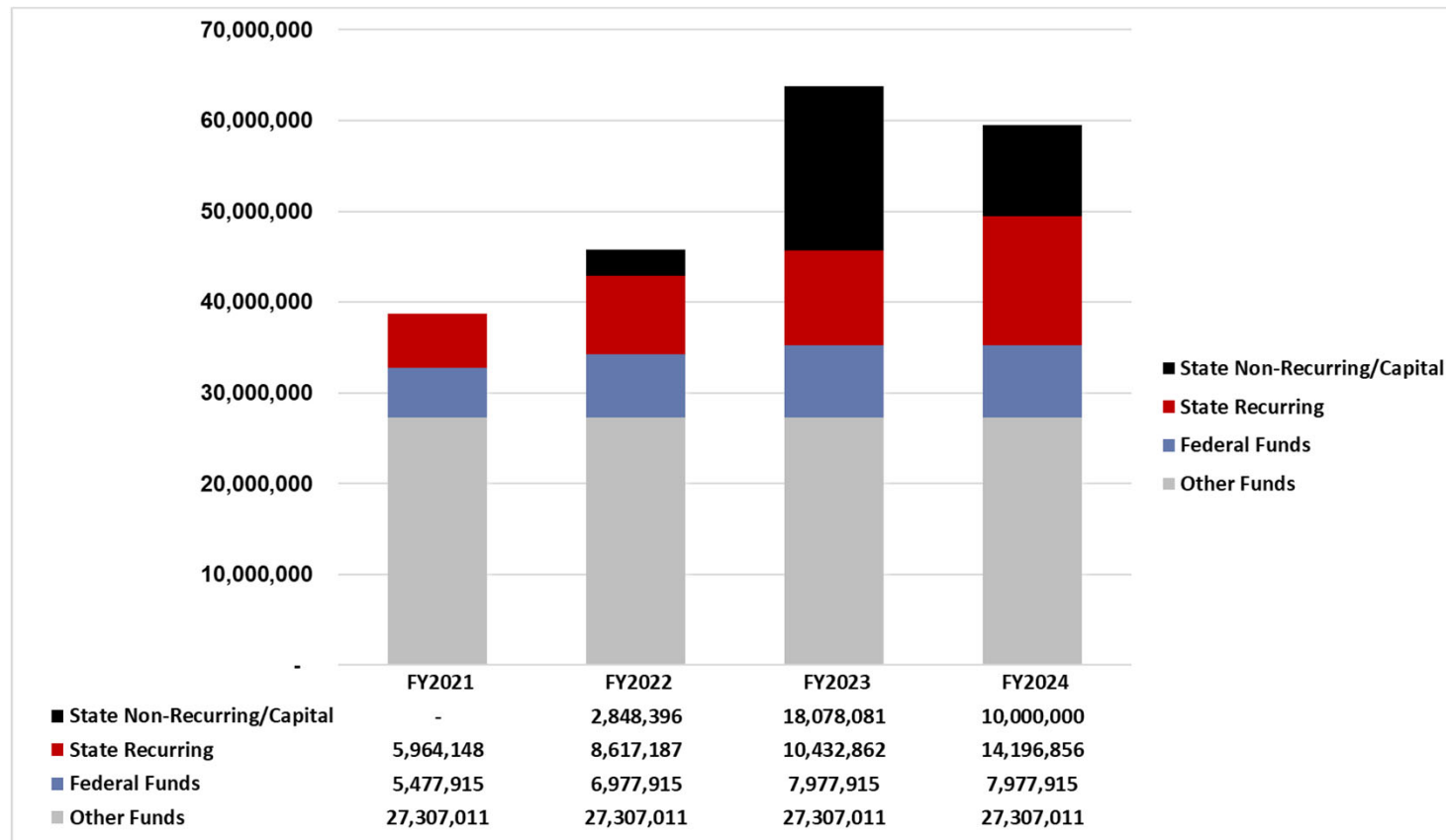
- The proposed renovation and expansion of the Student Activities Center would expand the number of large multipurpose spaces available to stakeholders (currently, there is only one heavily used space) to allow for more events to be held on campus. One of the most consistent complaints the university receives from students is the lack of gathering spaces on campus for students to relax and interact.
- The additional spaces are important for a campus that is 75% commuter. Renovated and expanded space would allow the Office of Career Services as well as the Student Media Center to relocate into the facility, creating free space in two academic buildings.



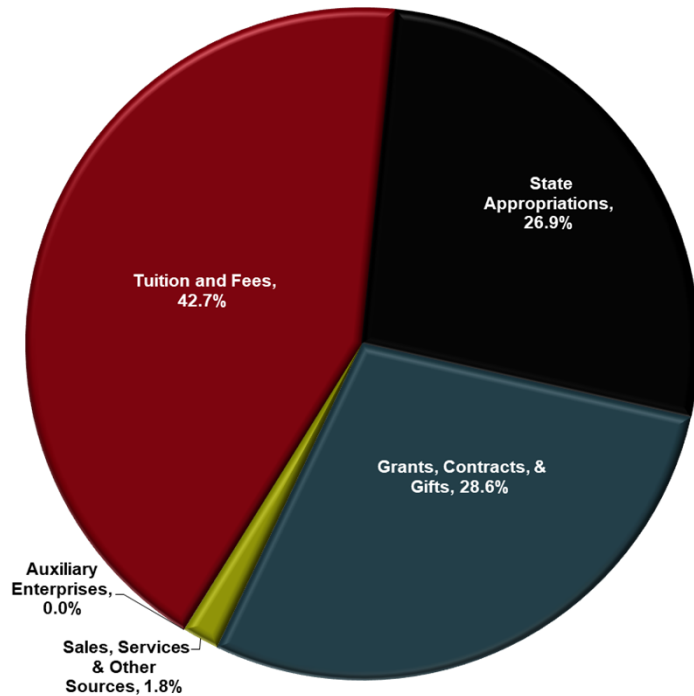
UNIVERSITY OF
South Carolina
BEAUFORT



BEAUFORT STATE BUDGET HISTORY



BEAUFORT TOTAL CURRENT FUNDS



USC Beaufort Budget FY 2023-2024 Revenues

Unrestricted Funds

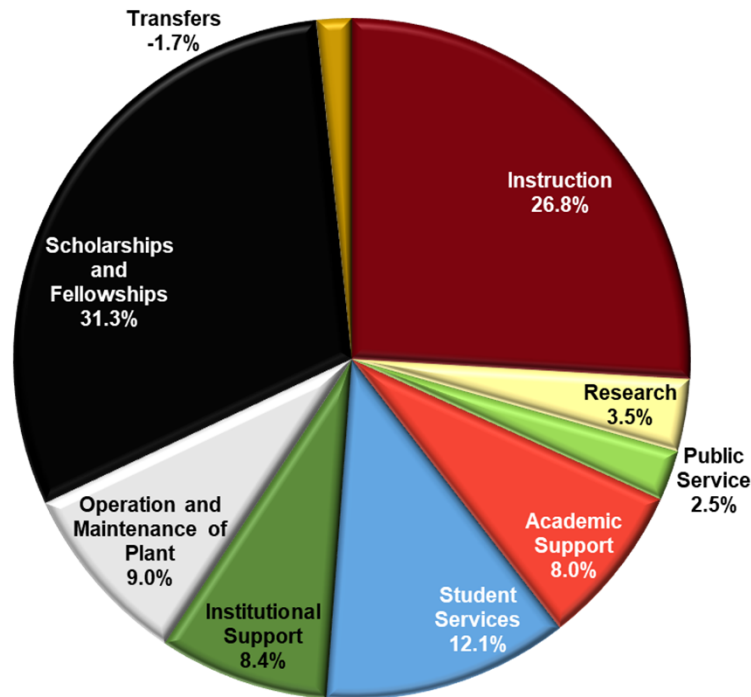
E & G	\$ 39,216,987
Auxiliaries	13,700
Unrestricted Total	39,230,687

Restricted Funds

E & G	12,326,075
Auxiliaries	-
Restricted Total	12,326,075
Contribution to Fund Balance	(1,014,362)
TOTAL SOURCES	\$ 50,542,400



BEAUFORT TOTAL CURRENT FUNDS



USC Beaufort Budget FY2023-2024 Expenditures

Instruction	\$ 13,565,192
Research	1,794,136
Public Service	1,260,943
Academic Support	4,030,751
Student Services	6,131,921
Institutional Support	4,246,614
Operation and Maintenance of Plant	4,562,442
Scholarships and Fellowships	15,832,435
Auxiliary Enterprises	1,009
Transfers	(883,043)
TOTAL EXPENDITURES	\$ 50,542,400



BEAUFORT

FY2025 STATE BUDGET REQUEST

Request	Recurring	Capital/Non-Recurring
USC Beaufort		
Tuition Mitigation Funding	\$ 1,000,000	
Inflationary Small School Adjustment	3,000,000	
New Convocation Center		\$ 11,500,000
Center for the Arts Renovation		12,000,000
TOTAL – USC Beaufort	\$ 4,000,000	\$ 23,500,000

BEAUFORT

FY2025 STATE BUDGET REQUEST

Recurring Appropriations

Access & Affordability for In-State Students: Tuition Mitigation Funding – Recurring \$1,000,000

- The top budget priority for the University of South Carolina System remains continuing to partner with the state to invest in predictable funding to mitigate against annual resident tuition increases.
- These funds would enable the System 1) to offset the tremendous rise in current inflationary costs expected to remain higher than historic norms for the foreseeable future, 2) to cover the customarily unfunded portion of state funding requirements for pension, health insurance, and cost of living adjustments, and 3) to continue to make strategic investments improving access to higher education for students across South Carolina.

Inflationary Small School Adjustment – Recurring \$3,000,000

- USCB continues to experience inflationary challenges associated with being in a high-cost-of-living area with intense challenges related to affordable housing. As a small school of 2,100 students and the tuition limitations serving a predominately low-income, first-generation-college population, USCB has been unable to sustain existing program cost increases and has depended on fund balance to maintain existing programs and services.



BEAUFORT

FY2025 STATE BUDGET REQUEST

Capital Appropriations

New Convocation Center – \$11,500,000

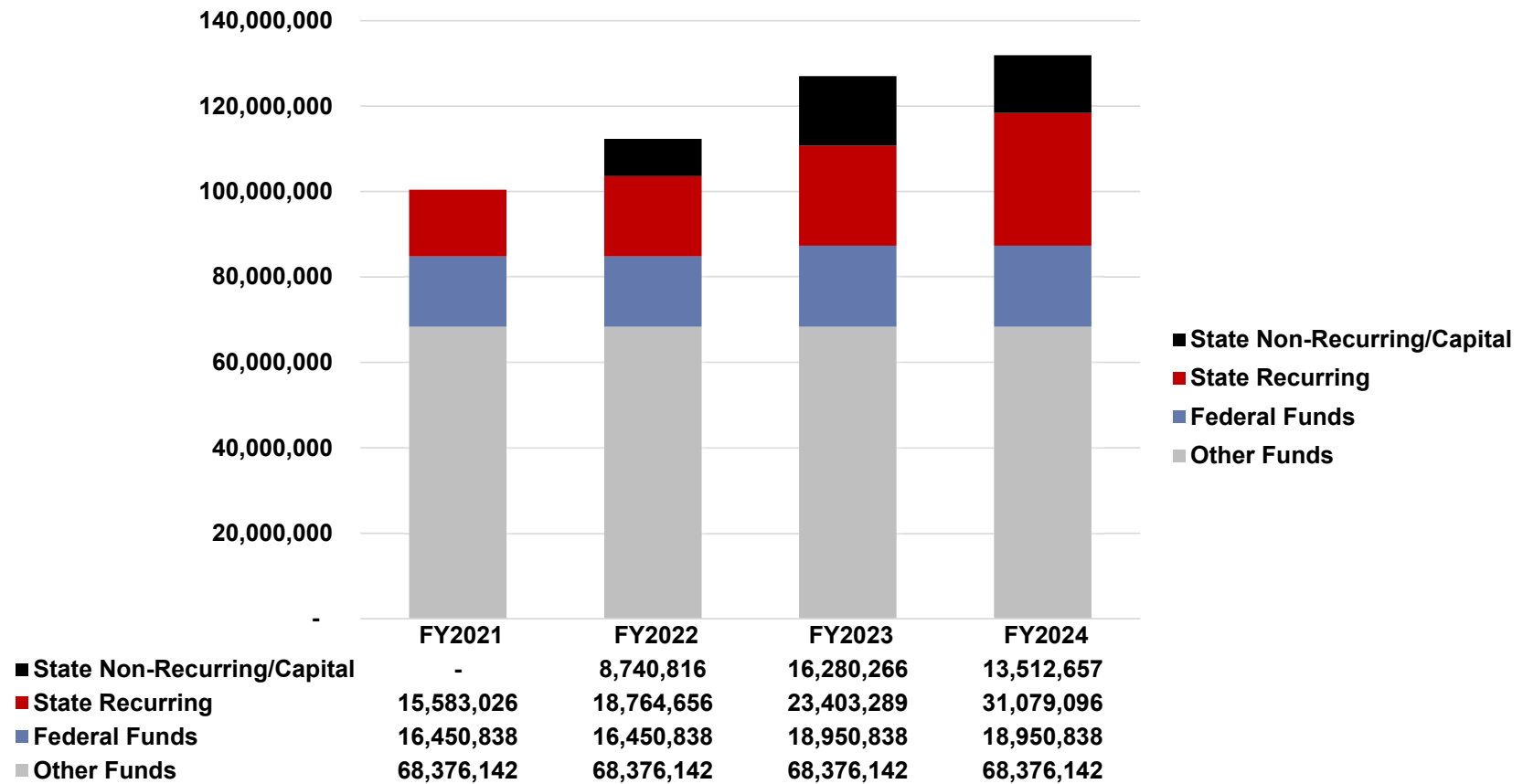
- The multiuse event space with seating for up to 4,000 persons in a concert or graduation configuration and its support spaces will serve as a resource to both the University and Beaufort County. When completed in two phases, the facility will accommodate a wide range of academic courses, HPE athletic courses, student activities and assemblies, and special events.
- As an academic venue it will primarily serve the needs and function of the student body. Phase I will build approximately 87,500 square feet of floor space and include and a multi-functional floor area, fixed and retractable seating for approximately 3,600 spectators, dressing/locker rooms, event equipment storage rooms, concessions stand, several building support spaces and approximately 300 additional parking spaces.

Center for the Arts Renovation – \$12,000,000

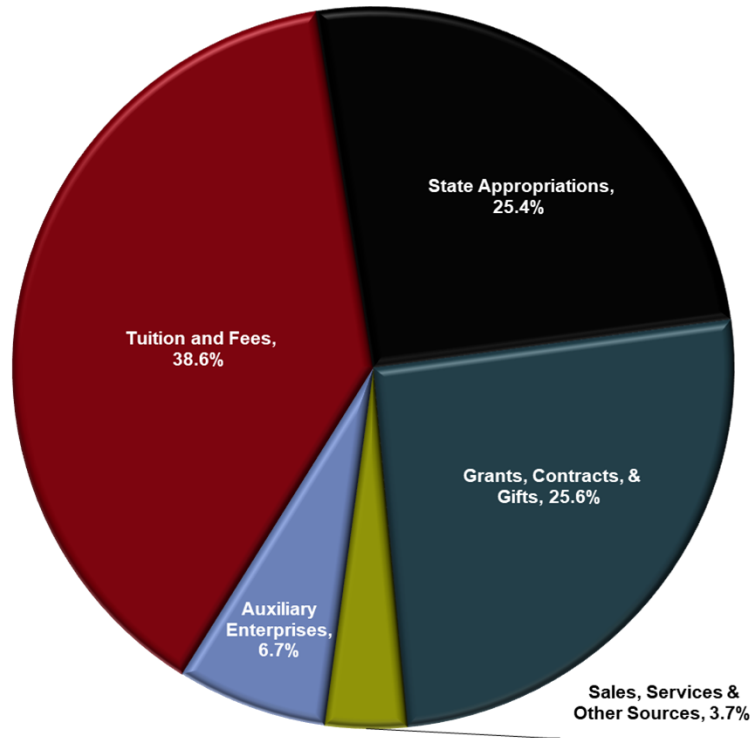
- The project will enable USCB to expand its Community Arts, Education and Outreach Programs and to facilitate the future utilization of space within the building that has been designated as the site of the Jonathan Green Center, as well as enable a much higher utilization of our Beaufort academic space by greatly consolidating classrooms and laboratories within core academic campus.



UPSTATE BUDGET HISTORY



UPSTATE TOTAL CURRENT FUNDS



USC Upstate Budget FY 2023-2024 Revenues

Unrestricted Funds

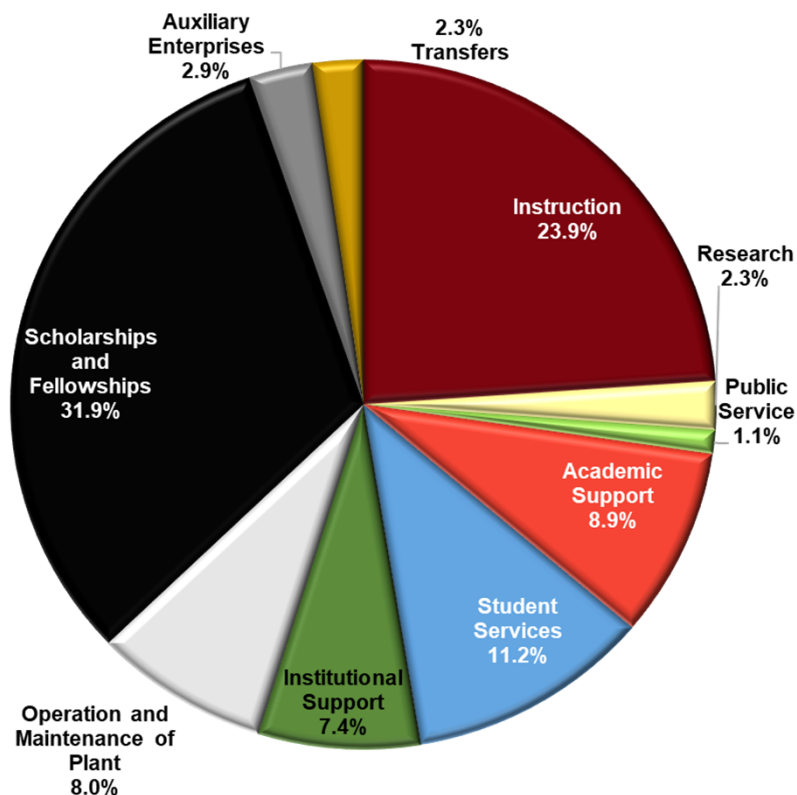
E & G	\$ 80,679,507
Auxiliaries	8,027,455
Unrestricted Total	88,706,962

Restricted Funds

E & G	30,725,587
Auxiliaries	-
Restricted Total	30,725,587
Contribution to Fund Balance	(2,700,478)
TOTAL SOURCES	\$ 116,732,071



UPSTATE TOTAL CURRENT FUNDS



USC Upstate Budget FY2023-2024 Expenditures

Instruction	\$ 27,933,009
Research	2,637,318
Public Service	1,308,517
Academic Support	10,384,625
Student Services	13,053,812
Institutional Support	8,671,550
Operation and Maintenance of Plant	9,380,722
Scholarships and Fellowships	37,256,836
Auxiliary Enterprises	3,438,270
Transfers	2,667,411
TOTAL EXPENDITURES	\$ 116,732,071



UPSTATE

FY2025 STATE BUDGET REQUESTS

Request	Recurring	Capital/Non-Recurring
Tuition Mitigation Funding	\$ 5,500,000	
Teacher Pipeline	1,248,900	
Nursing Educator Dilemma	750,000	
Digital Innovation Commons		\$ 1,650,000
Center for Justice and Society		1,330,237
Convocation Center		85,000,000
New School of Nursing		61,000,000
Smith Science Building Renovations		26,450,000
Deferred Maintenance		22,000,000
TOTAL – USC Upstate	\$ 7,498,900	\$ 197,430,237

UPSTATE

FY2025 STATE BUDGET REQUEST

Recurring Appropriations

Access & Affordability for In-State Students: Tuition Mitigation Funding - Recurring \$5,500,000

- These funds would enable the System 1) to offset the tremendous rise in current inflationary costs expected to remain higher than historic norms for the foreseeable future, 2) to cover the customarily unfunded portion of state funding requirements for pension, health insurance, and cost of living adjustments, and 3) to continue to make strategic investments improving access to higher education for students across South Carolina.

Nursing Educator Dilemma - Recurring \$750,000

- Address the Nursing Faculty shortage by closing the gap between Faculty salary and Clinical Practice salary.

Teacher Pipeline in Rural Upstate Schools - Recurring \$1,248,900

- Aims to grow the teacher pipeline for schools in rural Upstate, SC. Funds would fully support cohorts in rural districts throughout the Upstate as a part of a consortia of small districts.



UPSTATE

FY2025 STATE BUDGET REQUEST

Non-Recurring Appropriations

Digital Innovation Commons – Non-recurring \$1,650,000

- Funding would support the digital work of academic disciplines across the Upstate campus. A collection of 6 computer labs, the Commons will serve as a center that inspires intellectual curiosity and innovation at the intersection of technology, scholarship, and creativity. The Commons will house 6 digital lab spaces, with various technologies for student and faculty learning and teaching.

Center for Justice and Society - Non-recurring \$1,330,237

- The Center's purpose is to provide co-curricular activities and support for students pursuing legal and justice-related careers. Effort would include scholarships, fellowships, internships, study abroad experiences, LSAT and graduate school application preparation. Because funds will be limited, a competitive process will be necessary with supports and activities allocated using predetermined eligibility criteria.



UPSTATE FY2025 STATE BUDGET REQUEST

Capital Appropriations

New Convocation Center - \$85,000,000

- Provide a new 135,000 GSF Convocation Center to support the academic function for larger assembly spaces to house convocations and other meeting venues affiliated with the University.
- Provide an athletic facility for major NCAA Division 1 athletics with an approximate seating capacity of 6,000-7,000 fixed seats with ability for additional floor seating areas.
- Provide a large facility for large venues in the Upstate region for use by community functions affiliated with entertainment, local business, Spartanburg Regional Health System, and other regional meeting space functions.

Construct New School of Nursing Building - \$61,000,000

- Construct new 76,000 GSF facility to include classrooms, labs, faculty-staff offices, and affiliated meeting spaces.
- This will double the size of the existing Mary Black School of Nursing academic facility.



UPSTATE

FY2025 STATE BUDGET REQUEST

Capital Appropriations

Smith Science Building Renovation/Expansion - \$26,450,000

- Construct new 20,000 GSF addition for Active Learning Lab, Greenhouse, Herbarium, Computer Lab, Chemistry Nursing Lab, Student Study Rooms, Chemistry Laser Lab, Climate Chambers, Animal Research space, Chemistry Instrumentation space, Chemist and Biology Research labs, Office suites for the Chair Natural Sciences and Engineering and the Dean of College of Science and Technology, Faculty and Staff offices, department support/storage spaces, and associated new mechanical systems.
- Interior upgrades to existing building at select lab and support spaces, replace select lab benches, equipment, fume hoods and interior finishes.
- Temporary repairs in 2020 and 2022 removed small sections of suspect CW pipe sections and observed as much as 85% of the pipe area was clogged with dirt/sludge and metal shavings/particles.
- This building provides Nursing and Education Classrooms, Enrollment Services, Registrar's Office, Bookstore, Recreation Center, Food Court, and Dean/Faculty Offices.

Deferred maintenance - \$22,000,000

- Maintenance is a required cost for ensuring appropriate learning environments and maintaining state assets. USC Upstate would use funds to address a variety of deferred or appropriate critical repair and related maintenance, and address any other critical equipment, and systems repair. Funds would be targeted for critical life and safety maintenance issues and those that ensure educational mission.

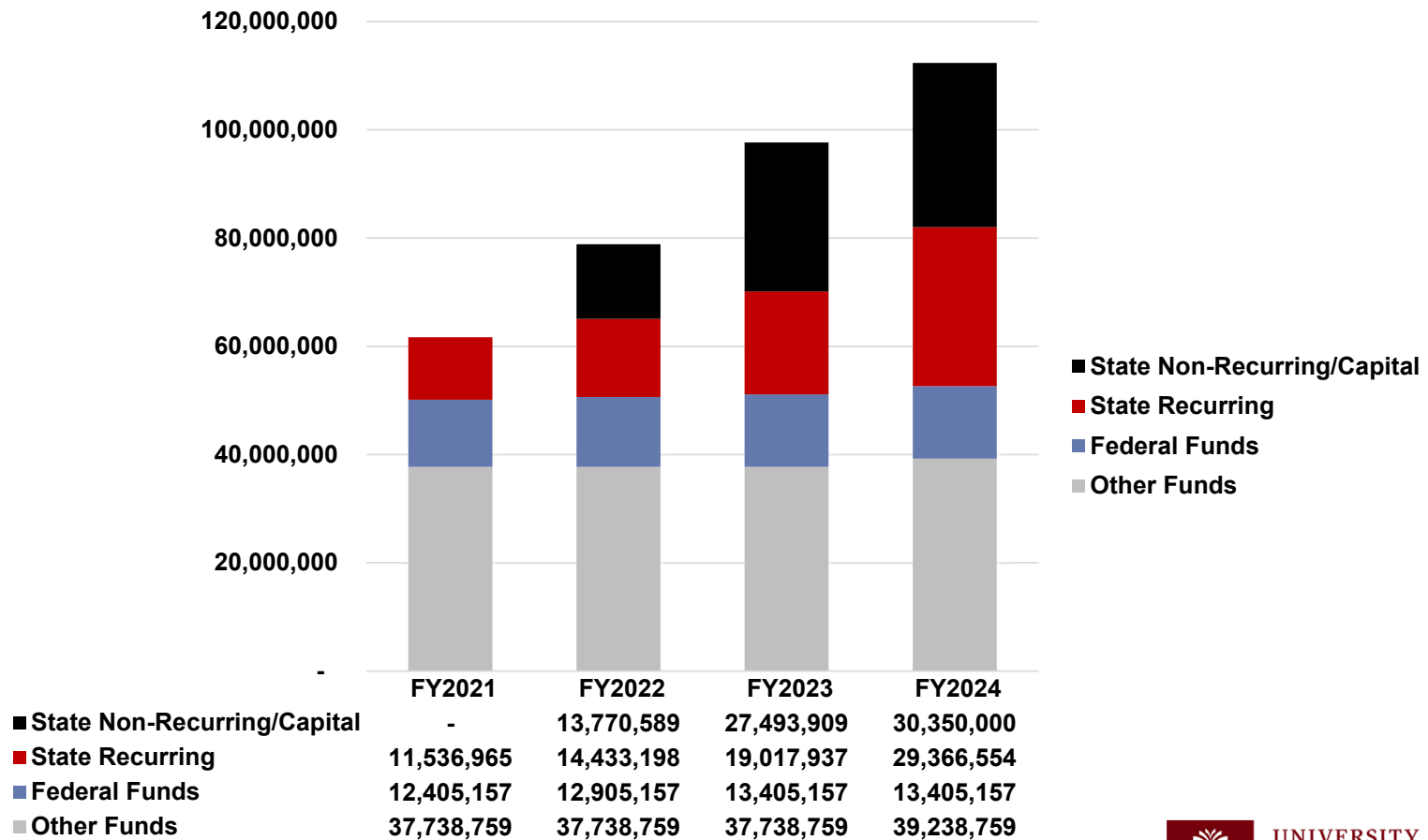




UNIVERSITY OF
South Carolina
PALMETTO COLLEGE

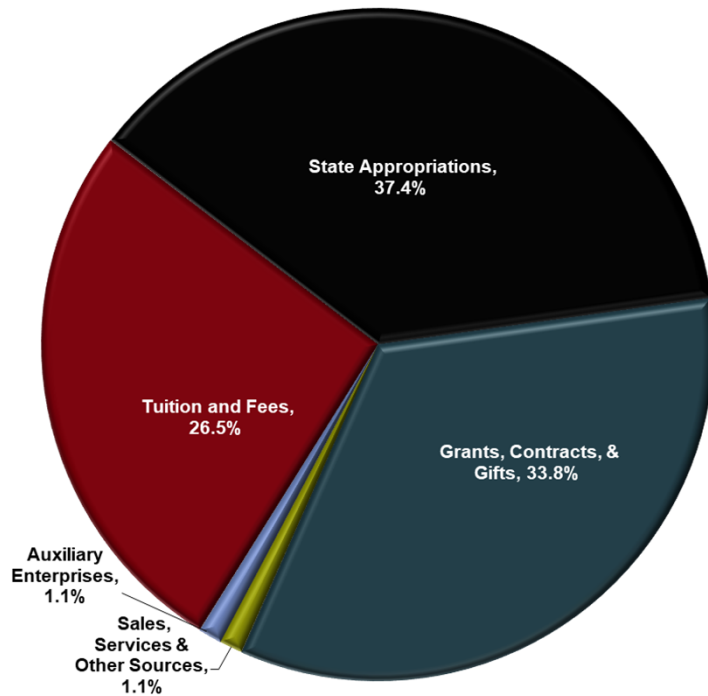


PALMETTO COLLEGE STATE BUDGET HISTORY



PALMETTO COLLEGE

TOTAL CURRENT FUNDS



USC Palmetto College Budget FY 2023-2024 Revenues

Unrestricted Funds

E & G	\$ 52,013,824
Auxiliaries	870,750
Unrestricted Total	52,884,574

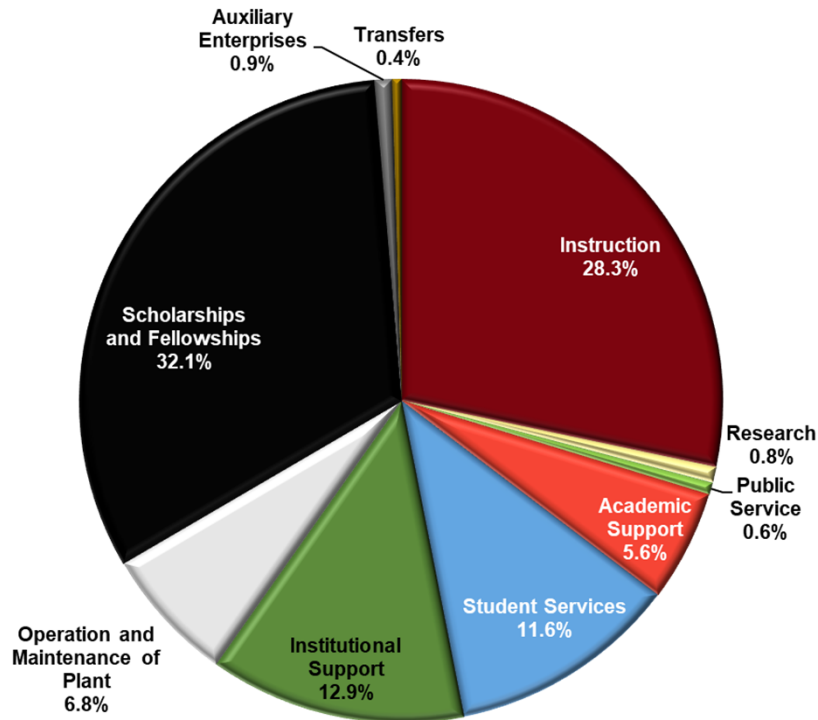
Restricted Funds

E & G	24,119,273
Auxiliaries	-
Restricted Total	24,119,273
Contribution to Fund Balance	(5,457,380)
TOTAL SOURCES	\$ 71,546,467



PALMETTO COLLEGE

TOTAL CURRENT FUNDS



USC Palmetto College Budget FY2023-2024 Expenditures

Instruction	\$ 20,245,781
Research	544,577
Public Service	448,176
Academic Support	4,016,438
Student Services	8,292,008
Institutional Support	9,226,211
Operation and Maintenance of Plant	4,864,943
Scholarships and Fellowships	22,957,947
Auxiliary Enterprises	629,194
Transfers	321,193
TOTAL EXPENDITURES	\$ 71,546,467



PALMETTO COLLEGE

FY2025 STATE BUDGET REQUEST

Request	Recurring	Capital/Non-Recurring
USC Palmetto College		
Tuition Mitigation Funding	\$ 2,442,249	
iCarolina Apple Labs	600,000	
Other Recurring Operating Requests	1,505,000	
Non-Recurring Operating Requests		\$ 2,225,000
USC Sumter Capital Requests		55,676,000
USC Salkehatchie Capital Request		15,000,000
Deferred Maintenance		33,830,000
TOTAL – USC Palmetto College	\$ 4,547,249	\$ 106,731,000

PALMETTO COLLEGE

FY2025 STATE BUDGET REQUEST

Recurring Appropriations

Access & Affordability for In-State Students: Tuition Mitigation Funding – Recurring \$2,442,249

- The top budget priority for the University of South Carolina System remains continuing to partner with the state to invest in predictable funding to mitigate against annual resident tuition increases.
- Allocations per campus: Lancaster - \$400,000; Sumter - \$400,000; Salkehatchie - \$800,000; and Union - \$842,249. Requests would help mitigate future tuition increases by covering anticipated operating increases for inflationary costs and mandated increases such as pension, health insurance, and cost of living adjustments.

iCarolina Apple Labs – Recurring \$600,000

- Salkehatchie \$150,000; Sumter \$150,000; Union \$300,000.

Faculty Staffing – Recurring \$530,000

- Sumter \$280,000; Union \$250,000.

Increased Cost of Facilities and Utilities – Recurring \$425,000

- Sumter \$125,000; Union \$300,000

USC Salkehatchie – Recurring \$550,000

- Student Recruitment, Retention, and Academic Success \$450,000
- Security and Community Engagement \$100,000



UNIVERSITY OF
South Carolina

PALMETTO COLLEGE

FY2025 STATE BUDGET REQUEST

Non-Recurring Appropriations

Instructional and Institutional Support Supplies & Equipment – Non-recurring \$1,200,000

- Sumter \$300,000; Union \$900,000
- Instructional Materials, Equipment & Supplies to support Nursing Program, Student Success, Institutional Support, Physical Plant, and Student Activity/Athletic Operations.

USC Salkehatchie Campus Branding – Non-recurring \$400,000

- These funds will allow the campus to hire an appropriate company to assist in the re-branding process and will allow for updating of all promotional materials, advertisements, and other marketing products.

USC Lancaster – Non-Recurring \$625,000

- Instructional materials, supplies, and equipment to support nursing, student success, and disability services. \$400,000
- Equipment, supplies, and consulting to support marketing and public relations to enhance recruitment and retention efforts. \$100,000
- Equipment and supplies to support student activity/athletic operations. \$100,000
- Enhance services for Student Support Services/Academic Support Center – Student Tutoring. \$25,000



PALMETTO COLLEGE

FY2025 STATE BUDGET REQUEST

Capital Appropriations

Facility Deferred Maintenance, Renovations and Upgrades - \$33,830,000

- Lancaster \$6,700,000; Salkehatchie \$6,700,000; Sumter \$10,030,000; Union \$10,400,000.

USC Salkehatchie Remodel or Replace of Salk Arena - \$15,000,000

- The current Salk Arena in Walterboro is home to the Salkehatchie volleyball and men's and women's basketball. The court is not regulation size which means that the campus is not able to host any tournaments. The building was built in 1925 and acquired by Salkehatchie in 1990. Many improvements have been made to the building over the years; however, to expand the court to regulation size, the building would have to be extended as there is not currently enough space to enlarge the court. Once the building wall is removed, it is likely that the building will need to be brought up to today's codes, which it has previously been grandfathered. This will involve upgrades to the building including, but not limited to, fire/sprinkler systems, plumbing, electrical, etc. We are requesting funds to do an evaluation of the building and then to proceed based on recommendations from that evaluation.



PALMETTO COLLEGE

FY2025 STATE BUDGET REQUEST

Capital Appropriations

USC Sumter Multipurpose Conference Facility - \$17,160,000

- The Facility will serve as a general-purpose conference center for community and campus group meetings. The venue will be large enough for conferences and will provide adjoining break rooms, and technical installations such as smartboards, digital video projectors, Wi-Fi, and video conferencing. Sumter city and county managers have encouraged a USC Sumter Conference facility since there are few, if any, multi-purpose facilities of this type in Sumter.

USC Sumter Health, Wellness, and Athletics Center - \$26,266,000

- The Health and Athletics Center will include an updated facility that will meet the current and future needs and will allow athletics programs to expand and to increase student enrollment. The current facility is in great demand for numerous community activities, but these events compete with athletics for space.

USC Sumter Student Success Center - \$6,400,000

- This project will provide a Campus Tutoring Center, Trio Office, OSP Scholars Office and lab, Veterans service, Student Assistance, and administrative offices.

USC Sumter Facilities Management Center - \$5,850,000

- Facilities Management and the Student Union Center share valuable campus space in the Student Center Union building. By relocating the Facilities Management facility to the periphery of the campus, the existing space can be repurposed for much needed student union space



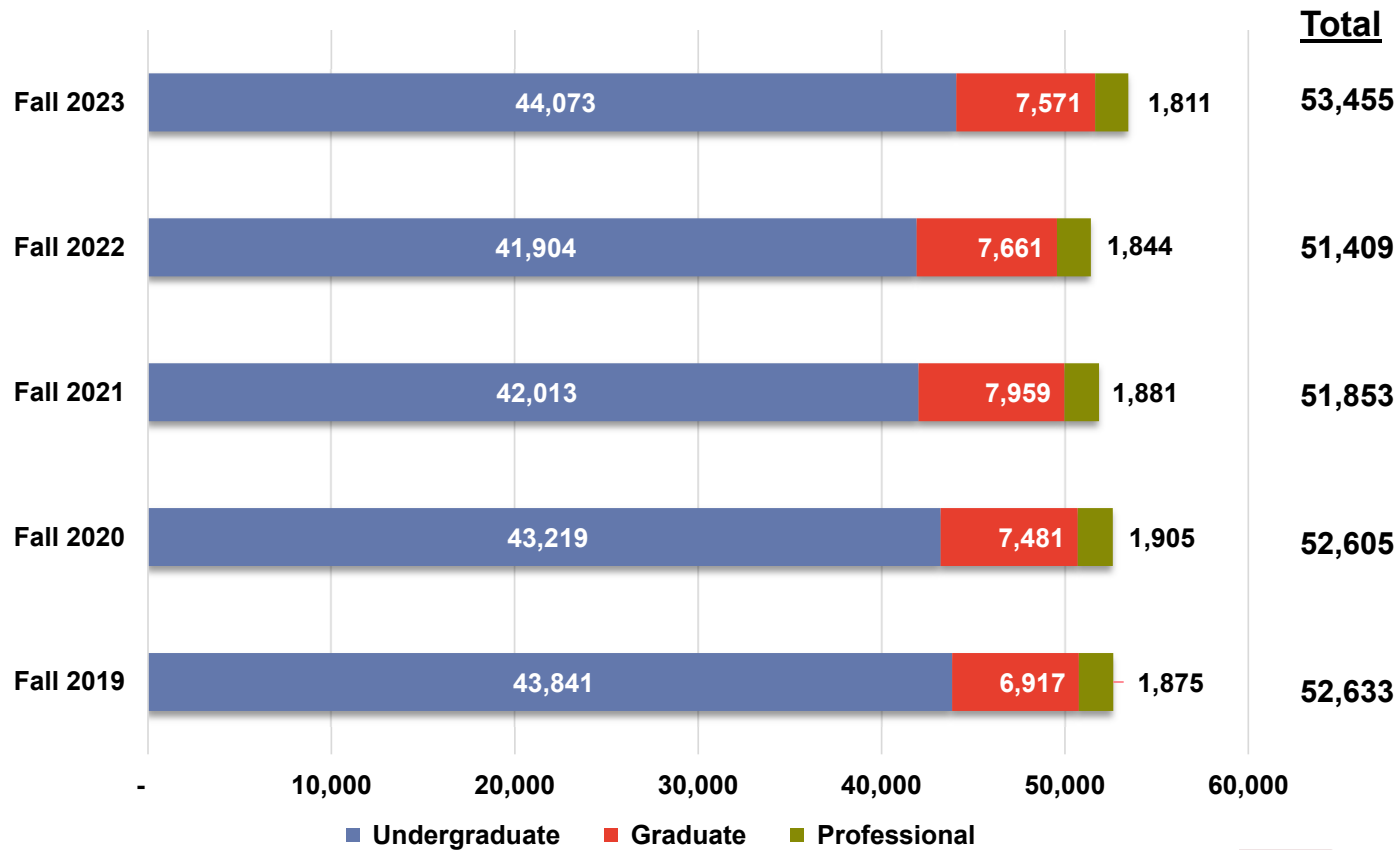


UNIVERSITY OF
South Carolina

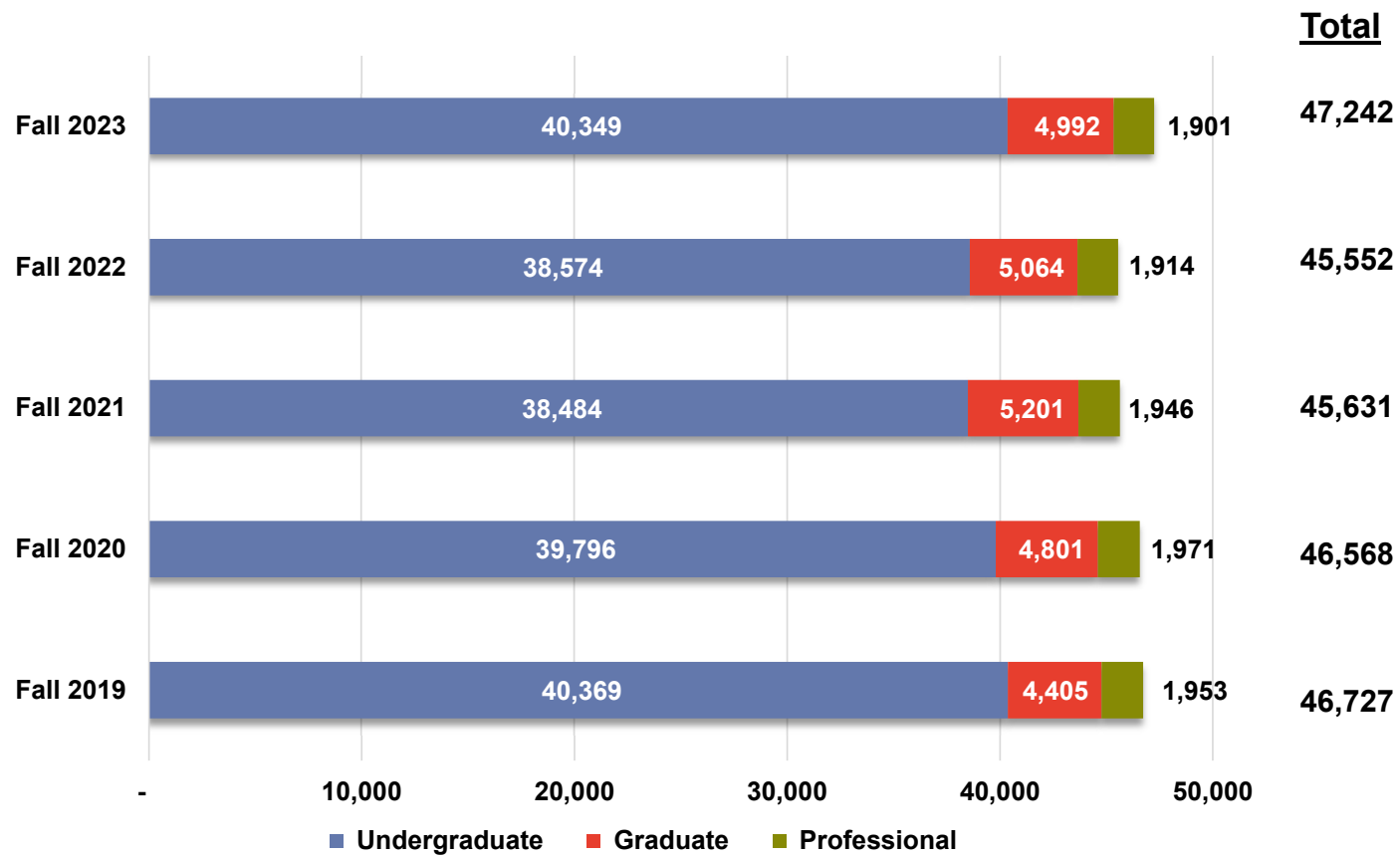
APPENDIX



SYSTEM HEADCOUNT ENROLLMENT



SYSTEM FTE ENROLLMENT



SYSTEM COST FACTORS

- **Compensation and Fringe Benefits**

- ☐ 50% of USC total current funds operating expenses
- ☐ Increases include cost of living, health insurance, & retirement
- ☐ Academic labor market
- ☐ Increased faculty hiring to support increased enrollment
- ☐ Faculty startup costs

- **Student Success Initiatives**

- ☐ Advising
- ☐ Career Services
- ☐ Academic and supplemental instructional support
- ☐ Student resources – enrollment management, financial aid, registrar

- **Inflationary Costs**

- ☐ Utilities
- ☐ Libraries
- ☐ Goods & services

- **Capital Planning**

- ☐ Facilities routine maintenance
- ☐ Capital renewal
- ☐ Accommodating changing student needs

- **Information technology**

- ☐ Academic and Research computing
- ☐ Administrative computing

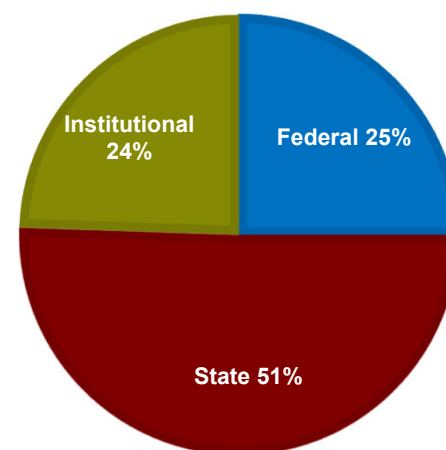
SYSTEM FY2023 SCHOLARSHIPS AND GRANTS

Federal	# Students	FY2023
Pell Grant	11,150	\$ 56,416,740
SEOG Grant	2,339	3,061,885
Other (TEACH Grant)	35	108,398
Federal Totals	13,524	\$ 59,587,024

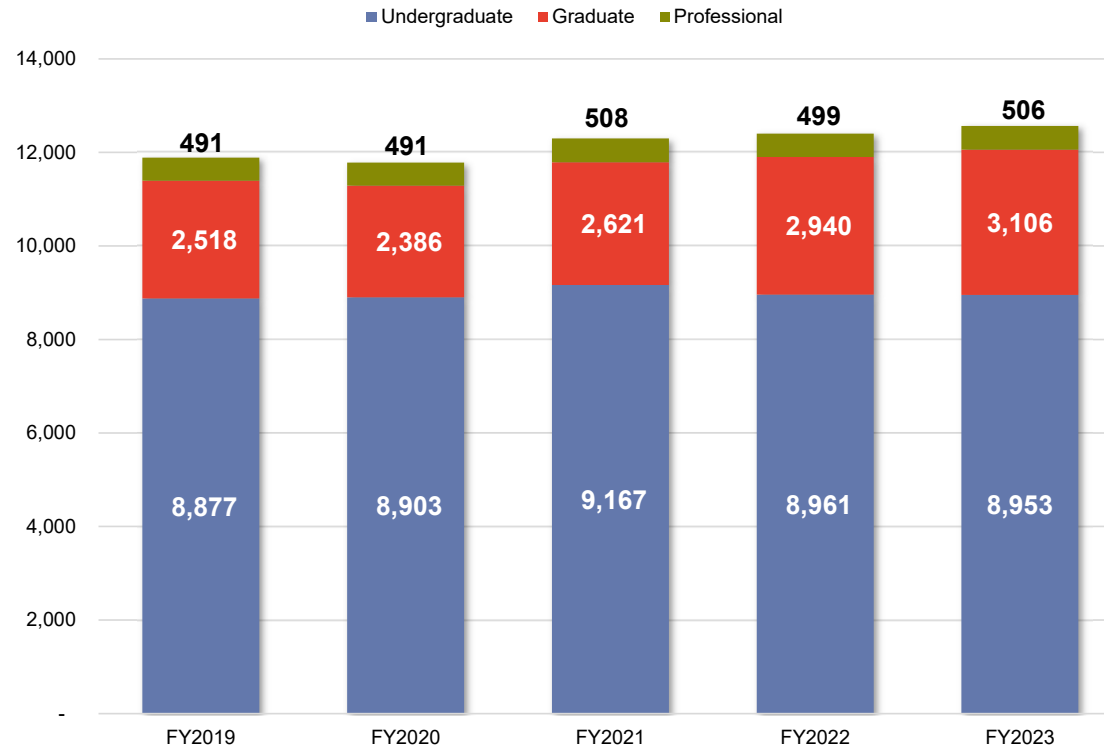
State	# Students	FY2023
LIFE Scholarship	10,853	\$ 57,381,256
LIFE Scholarship Enhancement	2,884	8,369,789
Palmetto Fellows Scholarship	2,537	20,419,408
Palmetto Fellows Scholarship Enhancement	1,132	3,019,621
HOPE Scholarship	1,382	3,585,279
SC Need Based Grant	7,670	21,507,957
National Guard Grant	252	1,218,704
SC Teaching Fellows	194	1,052,691
SC Lottery Tuition Assistance Program	4,230	3,895,869
State Totals	31,134	\$ 120,450,574

Institutional	# Students	FY2023
General University Scholarships	15,221	\$ 27,909,237
University Need Based Grants	2,206	5,042,858
Departmental Scholarships	4,356	10,791,047
Athletic Grants-in-Aid	992	14,575,058
Institutional Totals	22,775	\$ 58,318,200

Total Scholarship and Grant Aid	\$ 238,355,797
--	-----------------------



SYSTEM DEGREES AWARDED



SYSTEM BOND INDEBTEDNESS

Campus of Indebtedness		Amount Outstanding
<u>Columbia</u>		
	State Institution Bonds - Columbia	\$ 94,038,000
	State Institution Bonds - School of Medicine	490,000
	Athletic Facilities Revenue Bonds	164,250,000
	Revenue Bonds - Housing	277,011,000
	Revenue Bonds - Parking	6,484,000
	Revenue Bonds - Academic	37,560,000
	Subtotal	579,833,000
<u>Aiken Campus</u>		
	State Institution Bonds	\$ 2,475,000
	Revenue Bonds - Housing	13,005,000
	Subtotal	15,480,000
<u>Upstate Campus</u>		
	State Institution Bonds	\$ 6,275,000
	Revenue Bonds - Housing	21,125,000
	Revenue Bonds - Bookstore	3,015,000
	Subtotal	30,415,000
<u>Beaufort Campus</u>		
	State Institution Bonds	\$ 1,107,000
Total outstanding as of June 30, 2023		\$ 626,835,000



SYSTEM EMPLOYEES

	Columbia & SOMs	Aiken	Beaufort	Upstate	Palmetto College	System Total
Full-Time Faculty	1,974	161	106	222	136	2,599
Part-Time Faculty	664	113	75	161	136	1,149
Faculty Subtotal	2,638	274	181	383	272	3,748
Full-Time Staff	3,846	198	157	308	147	4,656
Part-Time Staff	1,331	71	42	103	128	1,675
Staff Subtotal	5,177	269	199	411	275	6,331
Graduate Assistants	2,423	26	3	19	1	2,472
Graduate Work Study	11	-	-	1	-	12
Regular Student Assistants	2,667	229	128	285	87	3,396
College Work Study	187	50	13	65	59	374
Student Employee Subtotal	5,288	305	144	370	147	6,254
Total	13,103	848	524	1,164	694	16,333



FY2023 SYSTEM EMPLOYEE FTE

Type	State	Federal	Other	Total
------	-------	---------	-------	-------

USC System

Authorized	3,176.47	120.36	3,269.40	6,566.23
Filled	3,533.17	30.23	2,407.68	5,971.07
Vacant	(356.70)	90.13	861.72	595.16

Columbia & SOMs

Authorized	2,689.38	115.91	2,352.16	5,157.45
Filled	2,743.40	29.23	1,937.85	4,710.47
Vacant	(54.02)	86.68	414.31	446.98

Aiken

Authorized	155.88	0.67	220.71	377.26
Filled	214.81	-	107.18	322.00
Vacant	(58.93)	0.67	113.53	55.26

Type	State	Federal	Other	Total
------	-------	---------	-------	-------

Beaufort

Authorized	51.49	0.25	194.10	245.84
Filled	122.94	0.50	105.80	229.24
Vacant	(71.45)	(0.25)	88.30	16.60

Upstate

Authorized	184.82	2.07	329.11	516.00
Filled	308.28	-	158.68	466.96
Vacant	(123.46)	2.07	170.43	49.04

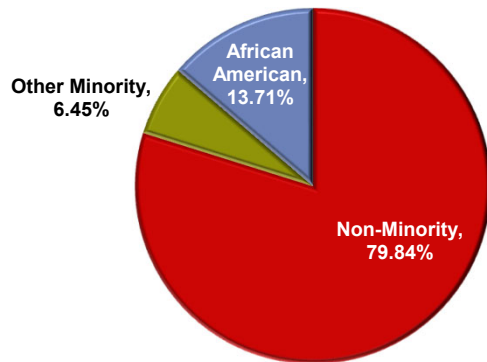
Palmetto College

Authorized	94.90	1.46	173.32	269.68
Filled	143.73	0.50	98.17	242.40
Vacant	(48.83)	0.96	75.15	27.28

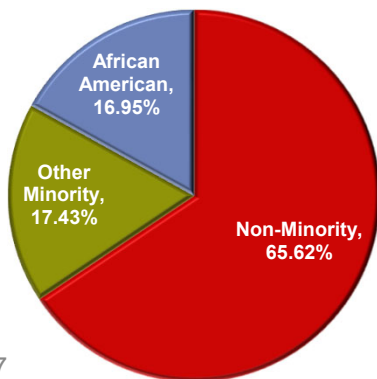


SYSTEM MINORITY OVERVIEW

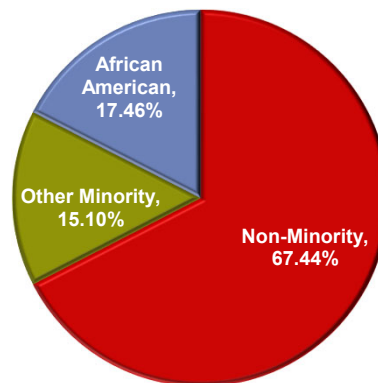
Administration



Employees



FTEs



ADMINISTRATION

Total Administration	124
Number Minority	25
% Minority	20.16%
% Of Minority Being African American	68.00%

FTEs

Total FTEs	8,964
Number Minority	2,919
% Minority	32.56%
% Of Minority Being African American	53.61%

EMPLOYEES

All Employees	12,461
Number Minority	4,284
% Minority	34.38%
% Of Minority Being African American	49.30%



SYSTEM 4% FEE WAIVER

I. Governing Legislation/USC System Policy

South Carolina Code of Laws: Section 59-101-620

USC System Policy: FINA 4.04

II. Summary

Legislation/policy allows institutions of higher education to offer educational fee waivers of up to 4% of the undergraduate students or in an amount based on 4% of the prior year's tuition revenue.

III. Purpose

The use of tuition awards is for the following purposes: to enable the campus to have a more direct influence of the diversity of the student body profile; to enroll academically talented students and students with special talents; and/or to meet student's financial need or to recognize student's contributions to the University.

IV. Special Treatment for USC System Comprehensive and Regional Colleges

Recipients of the 4% fee waiver at Comprehensive Institutions may include non-resident students and high school concurrent students. The combination of tuition award plus waived fees may not be greater than the differential between tuition rates for residents and non-residents. No more than one-half of the 4% calculation may be awarded to non-resident students.

V. Threshold Calculation (Equivalent Method - Per Policy FINA 4.04)



SYSTEM ABATEMENTS

Abatements provide an avenue, through strategic leveraging of discount rates, to recruit and retain high caliber non-resident undergraduate students to the University of South Carolina.

The State of South Carolina requires or allows several abatements through state law.

This includes

- ☐ Active Duty Military
- ☐ Certain Military Dependents
- ☐ Academic Common Market
- ☐ Sister-State
- ☐ International Agreements
- ☐ American Legion Scholars
- ☐ Reciprocal Exchanges

Students who receive institutional abatements possess academic, athletic, or musical talents to enhance the campus and community.

USC Columbia uses a tiered tuition structure for non-resident scholarship students with different discount rates. This has been intentionally developed over time to compete for high caliber students while maximizing net tuition revenue.

At USC Columbia, the non-resident student population subsidizes the cost of education for South Carolina residents.

SYSTEM

4% FEE WAIVER & ABATEMENTS

	FY2021			FY2022			FY2023		
Class	# Students	Resident	Non-Resident	# Students	Resident	Non-Resident	# Students	Resident	Non-Resident
4% Fee Waivers									
Freshmen	1,680	1,545	135	1,138	1,001	137	865	769	96
Sophomore	2,538	2,475	63	1,550	1,502	48	1,519	1,458	61
Junior	1,923	1,884	39	1,900	1,845	55	1,603	1,544	59
Senior	2,582	2,529	53	3,790	3,699	91	4,189	4,090	99
Other	87	87	-	98	95	3	94	94	-
Total	8,810	8,520	290	8,476	8,142	334	8,270	7,955	315
Abatements - Full									
Freshmen	1,094	6	1,088	1,069	10	1,059	2,279	10	2,269
Sophomore	1,248	2	1,246	1,074	2	1,072	1,275	-	1,275
Junior	1,330	1	1,329	1,070	3	1,067	953	2	951
Senior	1,536	-	1,536	2,188	-	2,188	1,482	-	1,482
Other	2,477	473	2,004	2,605	438	2,167	2,592	400	2,192
Total	7,685	482	7,203	8,006	453	7,553	8,581	412	8,169
Abatements - Partial									
Freshmen	787	-	787	808	-	808	680	-	680
Sophomore	625	-	625	719	-	719	908	-	908
Junior	573	-	573	602	-	602	575	-	575
Senior	685	-	685	880	-	880	731	-	731
Other	357	-	357	284	-	284	249	-	249
Total	3,027	-	3,027	3,293	-	3,293	3,143	-	3,143



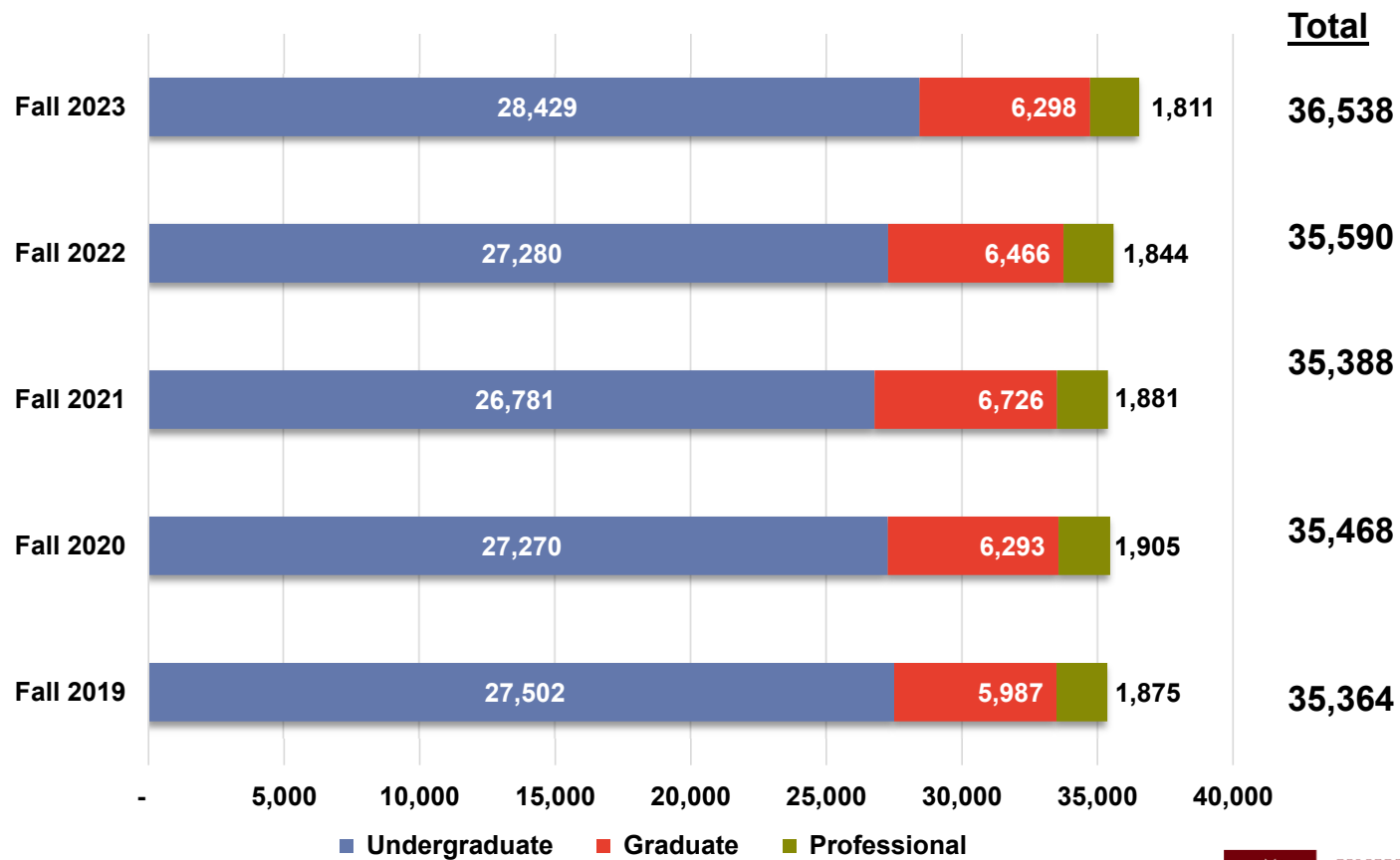


UNIVERSITY OF
South Carolina

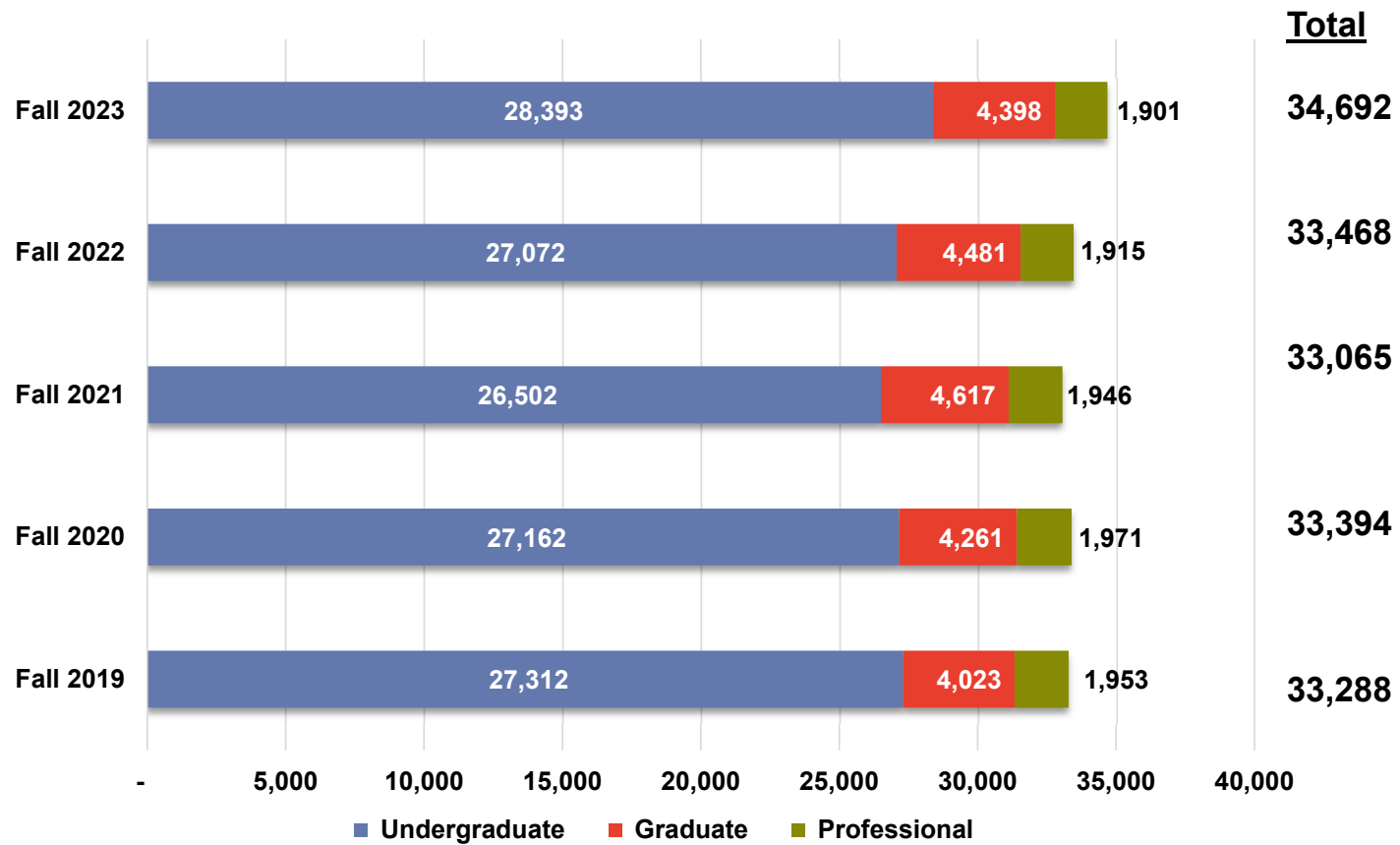


Columbia

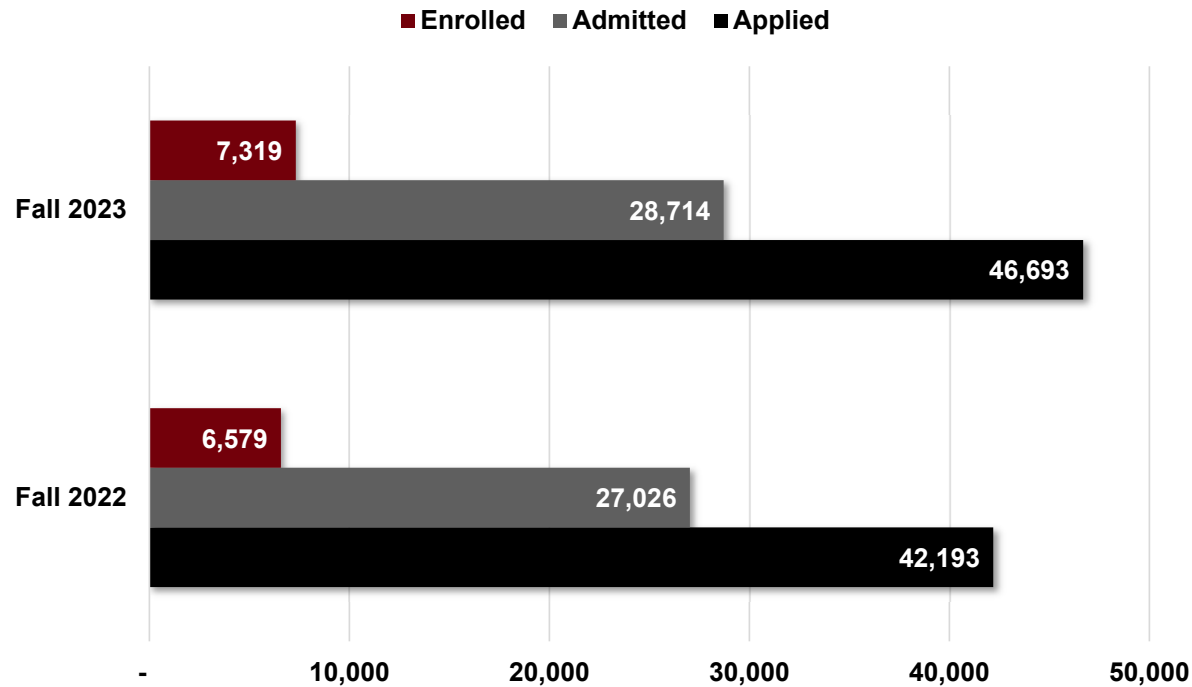
COLUMBIA HEADCOUNT ENROLLMENT



COLUMBIA FTE ENROLLMENT

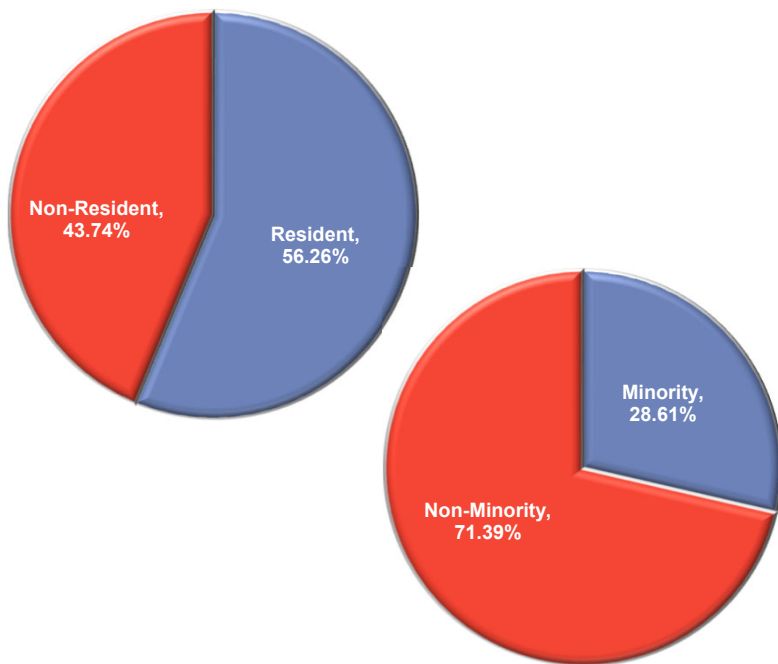


COLUMBIA ENROLLMENT SUMMARY

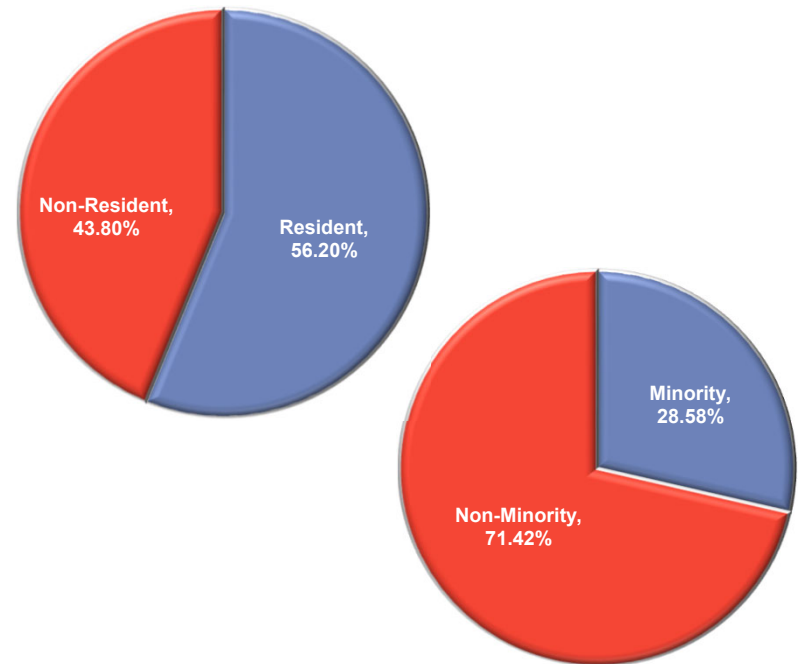


COLUMBIA ENROLLMENT SUMMARY

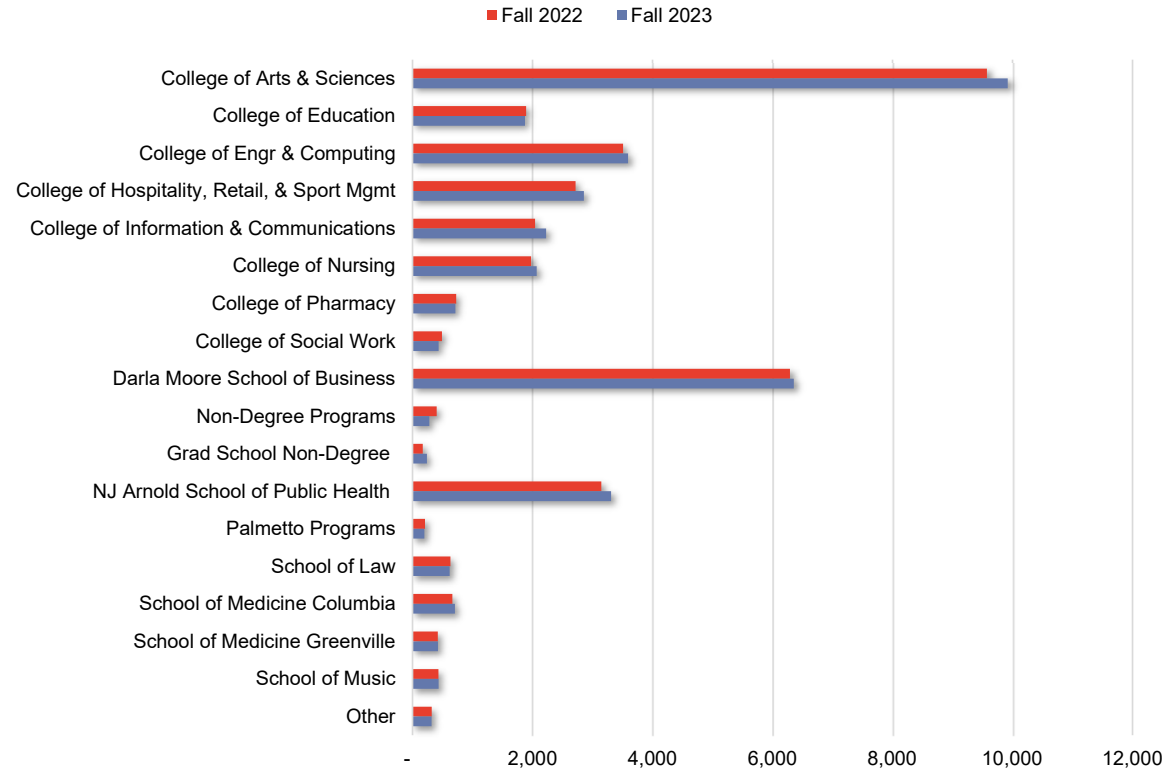
Fall 2022



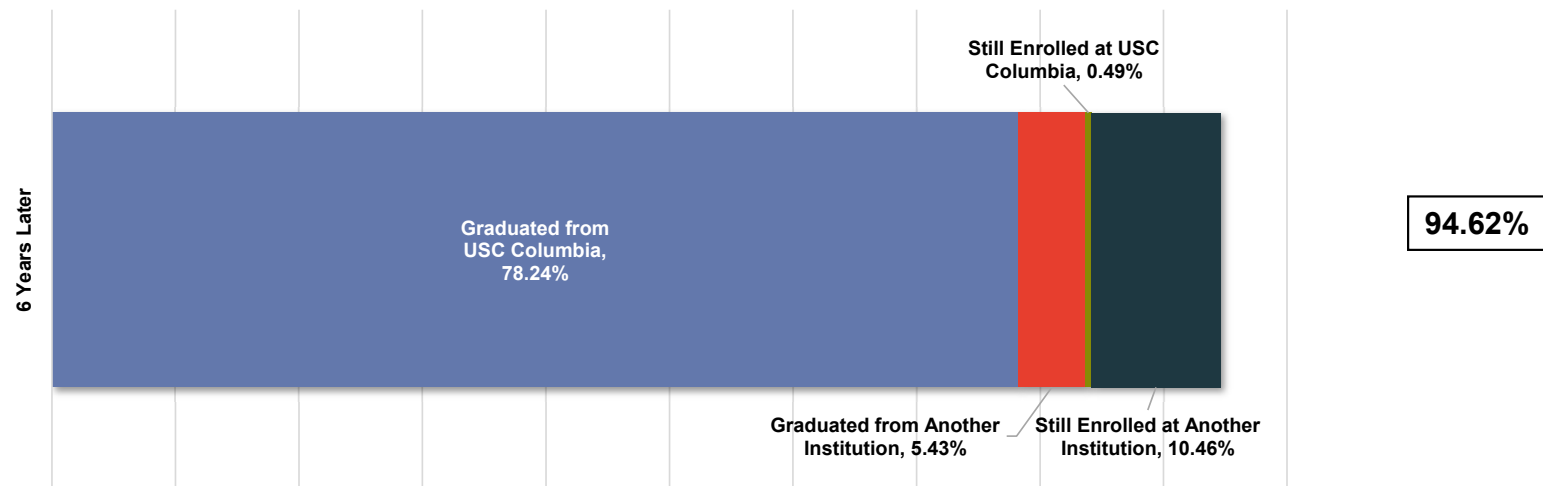
Fall 2023



COLUMBIA ENROLLMENT BY COLLEGE



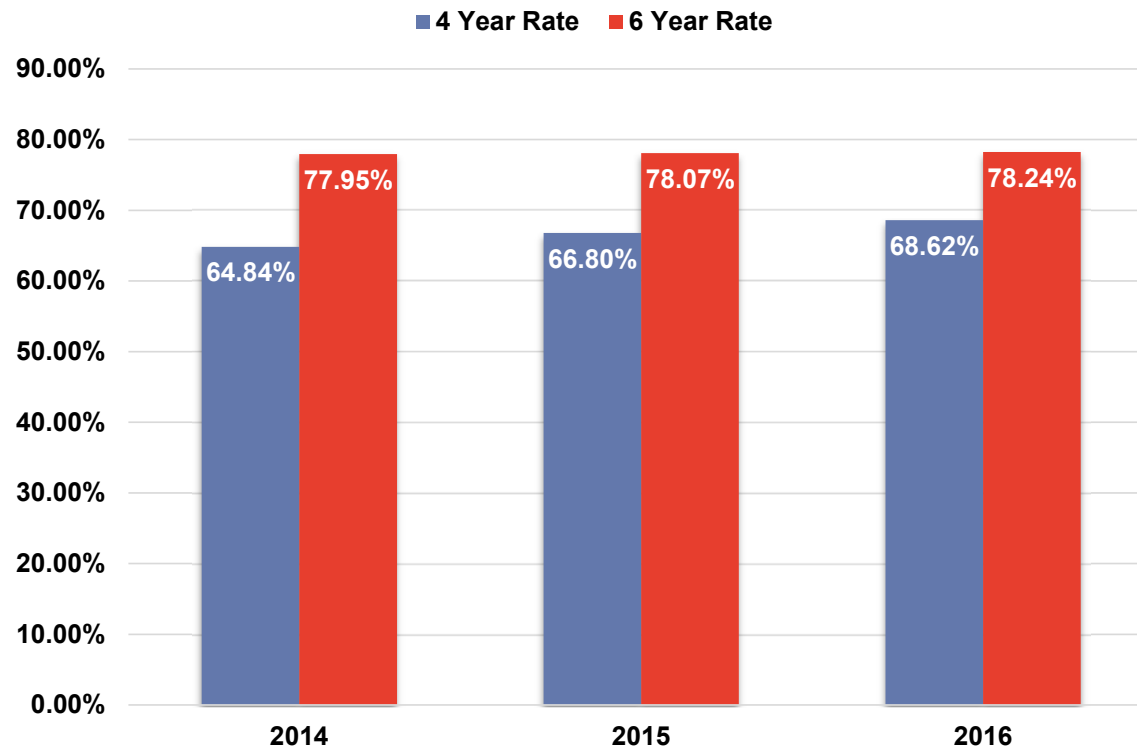
COLUMBIA SUCCESS RATE



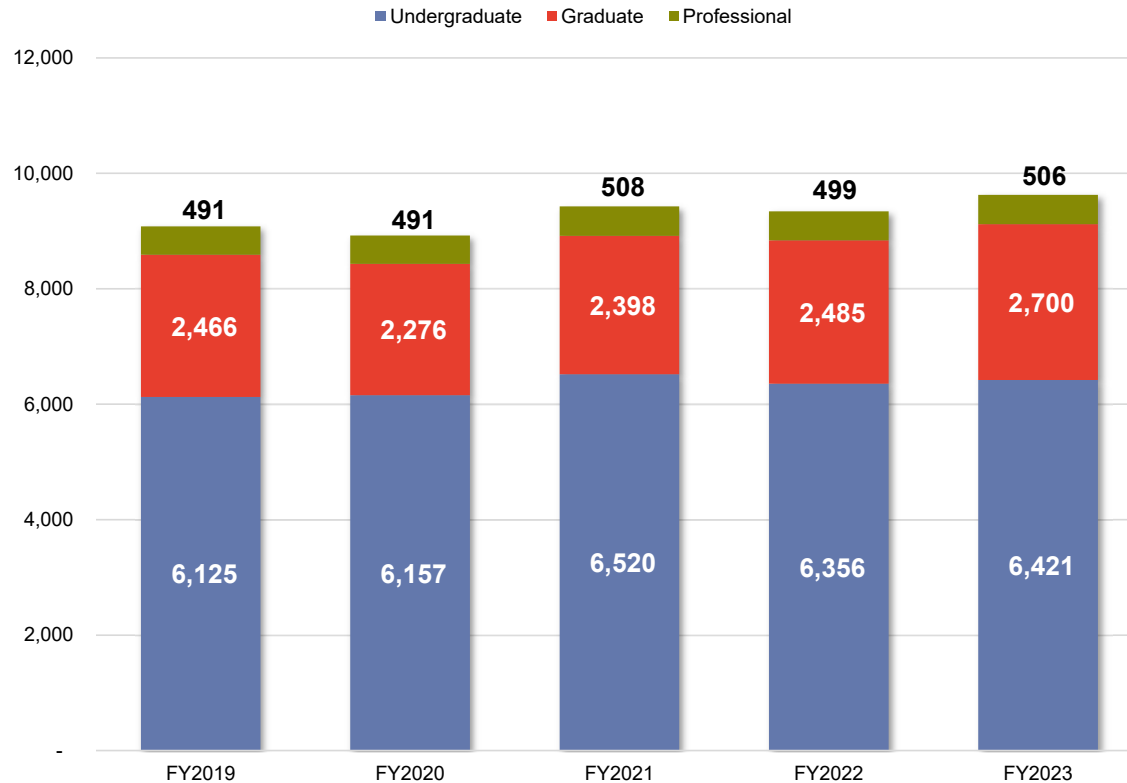
414,038 # of Alumni
266,979 # of Alumni in SC



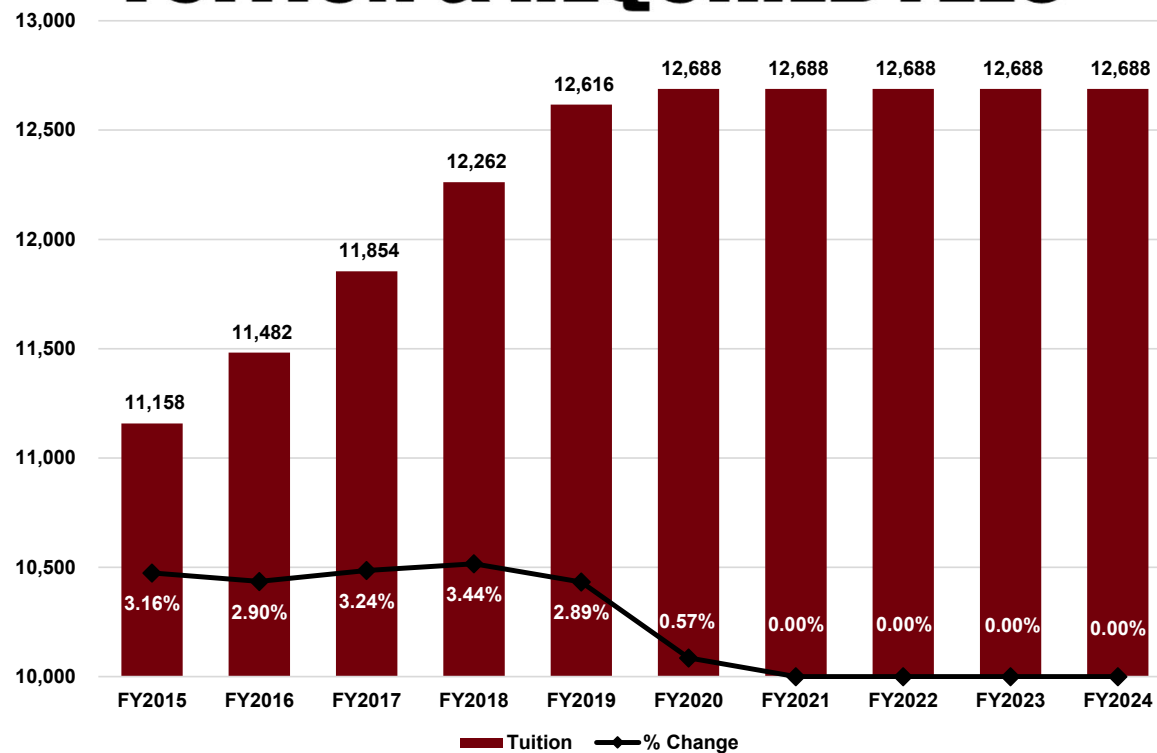
COLUMBIA GRADUATION RATE



COLUMBIA DEGREES AWARDED



COLUMBIA IN-STATE UNDERGRADUATE TUITION & REQUIRED FEES



COLUMBIA

RESIDENT UNDERGRADUATE TUITION & FEES PER SEMESTER

	2022-2023	\$ Change	2023-2024
Resident Undergraduate Tuition			
Educational & General	\$ 5,262.50	-	\$ 5,262.50
Institution Bond Service	319.50	-	319.50
Renovation Reserve	40.00	-	40.00
Transportation Fee	28.00	-	28.00
Wellness Center	105.00	-	105.00
Campus Activities	87.00	-	87.00
Health Services	190.00	-	190.00
Computer Fee	40.00	-	40.00
Student Union	15.00	-	15.00
Student Recreation	5.00	-	5.00
Athletics Activity	52.00	-	52.00
Total Resident Undergraduate Tuition	\$ 6,144.00	-	\$ 6,144.00
Technology Fee	200.00	-	200.00
Total Required Tuition and Fees	\$ 6,344.00	\$ -	\$ 6,344.00



COLUMBIA

NON-RESIDENT UNDERGRADUATE TUITION & FEES PER SEMESTER

	2022-2023	\$ Change	2023-2024
Non-Resident Undergraduate Tuition			
Educational & General	\$ 15,386.50	503.00	\$ 15,889.50
Institution Bond Service	815.50	-	815.50
Renovation Reserve	40.00	-	40.00
Transportation Fee	28.00	-	28.00
Wellness Center	105.00	-	105.00
Campus Activities	87.00	-	87.00
Health Services	190.00	-	190.00
Computer Fee	40.00	-	40.00
Student Union	15.00	-	15.00
Student Recreation	5.00	-	5.00
Athletics Activity	52.00	-	52.00
Total Resident Undergraduate Tuition	\$ 16,764.00	503.00	\$ 17,267.00
Technology Fee	200.00	-	200.00
Total Required Tuition and Fees	\$ 16,964.00	\$ 503.00	\$ 17,467.00



COLUMBIA

REQUIRED TUITION & FEES PER SEMESTER FOR FULL-TIME STUDENTS

	2022-2023	\$ Change	2023-2024
Columbia			
Undergraduate			
Resident	\$ 6,344.00	-	\$ 6,344.00
Non-Resident	16,964.00	503.00	17,467.00
Graduate			
Resident	7,067.00	-	7,067.00
Non-Resident	15,080.00	-	15,080.00
Law			
Resident	10,361.00	-	10,361.00
Non-Resident	19,250.00	-	19,250.00
Medical School - Columbia and Greenville Campuses			
Resident	\$ 21,744.00	-	\$ 21,744.00
Non-Resident	43,875.00	-	43,875.00

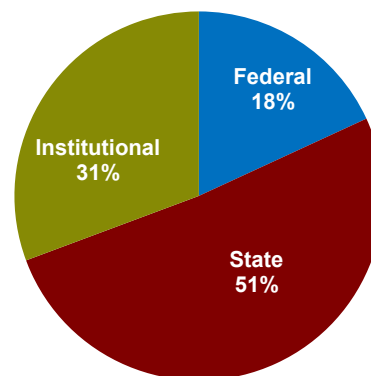
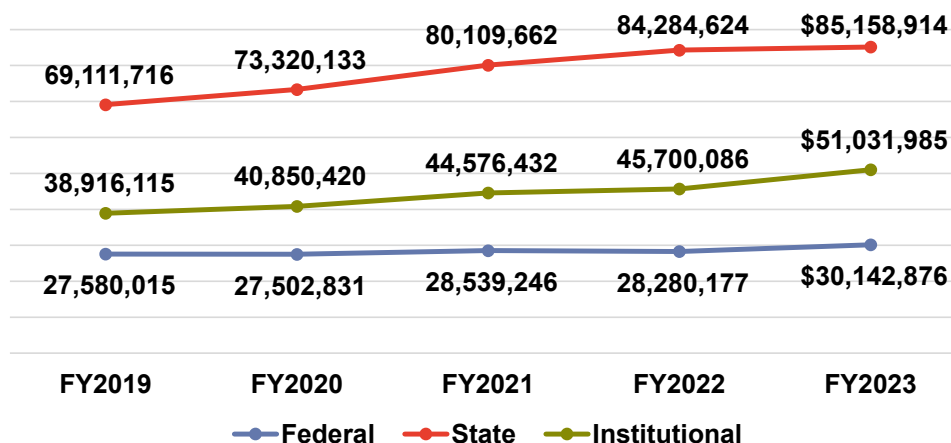
COLUMBIA FY2023 SCHOLARSHIPS AND GRANTS

Federal	# Students	FY2023
Pell Grant	5,289	\$ 27,879,790
SEOG Grant	1,148	2,190,051
Other (TEACH Grant)	25	73,035
Federal Totals	6,462	\$ 30,142,876

State	# Students	FY2023
LIFE Scholarship	7,914	\$ 43,525,413
LIFE Scholarship Enhancement	2,182	5,132,913
Palmetto Fellows Scholarship	2,347	19,112,017
Palmetto Fellows Scholarship Enhancement	1,049	2,518,308
HOPE Scholarship	745	1,957,200
SC Need Based Grant	4,066	11,440,545
National Guard Grant	155	737,218
SC Teaching Fellows	136	735,300
State Totals	18,594	\$ 85,158,914

Institutional	# Students	FY2023
General University Scholarships	12,529	\$ 22,356,680
University Need Based Grants	2,206	5,042,858
Departmental Scholarships	4,356	10,791,047
Athletic Grants-in-Aid	638	12,841,400
Institutional Totals	19,729	\$ 51,031,985

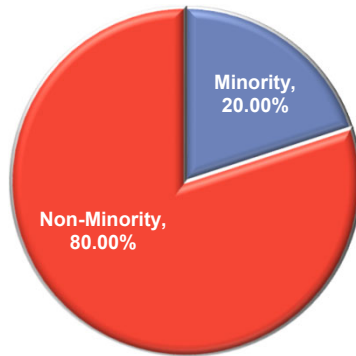
Total Scholarship and Grant Aid	\$166,333,775
--	----------------------



UNIVERSITY OF
South Carolina

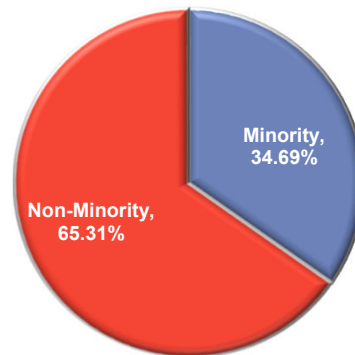
COLUMBIA MINORITY OVERVIEW

Administration



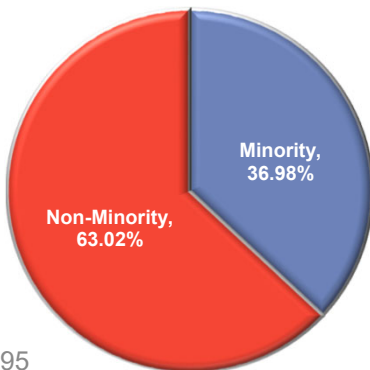
ADMINISTRATION	
Total Administration	90
Number Minority	18
% Minority	20.00%

FTEs



FTEs	
Total FTEs	7,232
Number Minority	2,509
% Minority	34.69%

Employees



EMPLOYEES	
All Employees	10,120
Number Minority	3,742
% Minority	36.98%



COLUMBIA

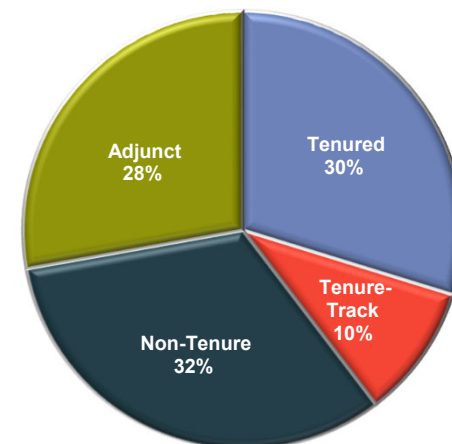
FACULTY-STUDENT RATIO

College	Ratio
Arnold School of Public Health	1:14
College of Arts & Sciences	1:13
College of Education	1:08
College of Engr & Computing	1:14
College of Hospitality, Retail, & Sport Mgmt	1:36
College of Information & Communications	1:29
College of Nursing	1:17
College of Pharmacy	1:10
College of Social Work	1:8
Darla Moore School of Business	1:32
School of Law	1:09
School of Medicine Columbia	1:03
School of Medicine Greenville	1:19
School of Music	1:06



COLUMBIA TENURED VS. NON-TENURED FACULTY OVERVIEW

College	Tenured	Tenure-Track	Non-Tenure	Adjunct	Total
Arnold School of Public Health	58	41	107	62	268
College of Arts & Sciences	355	96	232	204	887
College of Education	60	13	57	85	215
College of Engr & Computing	99	30	96	38	263
College of Hospitality, Retail, & Sport Mgmt	35	8	28	19	90
College of Information & Communications	25	9	24	23	81
College of Nursing	15	14	36	116	181
College of Pharmacy	16	9	39	13	77
College of Social Work	13	3	27	25	68
Darla Moore School of Business	77	27	74	38	216
School of Law	29	5	12	57	103
School of Medicine Columbia	27	13	160	42	242
School of Medicine Greenville	2	-	20	1	23
School of Music	35	15	7	22	79
South Carolina Honors College	1	-	1	8	10
Other	6	-	13	44	63
Overall Institution	853	283	933	797	2,866



COLUMBIA 4% FEE WAIVER

4% Fee Waiver - FY24 (including Summer Credit Hours)

Tuition

FY23 Undergrad Tuition (incl mandatory tech fee)	6,344.00
--	----------

4% Fee Waiver Calculation

Fall 2023 Undergraduate Credit Hrs (actual)	426,331
---	---------

Fall FTE	35,528
----------	--------

Multiplied by Net Tuition Less Bond	\$6,344
-------------------------------------	---------

"Gross Equivalent" Fall Tuition	\$225,386,989
---------------------------------	---------------

Fall 4% Waiver (Undergraduate)	\$9,015,480
---------------------------------------	--------------------

Spring 2024 Undergraduate Credit Hrs (estimated)	398,911
--	---------

Spring FTE	33,243
------------	--------

Multiplied by Net Tuition Less Bond	\$6,344
-------------------------------------	---------

"Gross Equivalent" Spring Tuition	\$210,890,949
-----------------------------------	---------------

Estimated Spring 4% Waiver (Undergraduate)	\$8,435,638
---	--------------------

Summer 2024 Undergraduate Credit Hrs (estimated)	48,117
--	--------

Summer FTE	4,010
------------	-------

Multiplied by Net Tuition Less Bond	\$6,344
-------------------------------------	---------

"Gross Equivalent" Summer Tuition	\$25,437,854
-----------------------------------	--------------

Estimated Summer 4% Waiver (Undergraduate)	\$1,017,514
---	--------------------

Estimated FY24 4% Fee Waiver (Undergraduate)	\$18,468,632
---	---------------------

FY23 4% Fee Waiver (Undergraduate)	\$17,655,035
------------------------------------	--------------

Increase/(decrease) from PY	\$813,597
------------------------------------	------------------



COLUMBIA

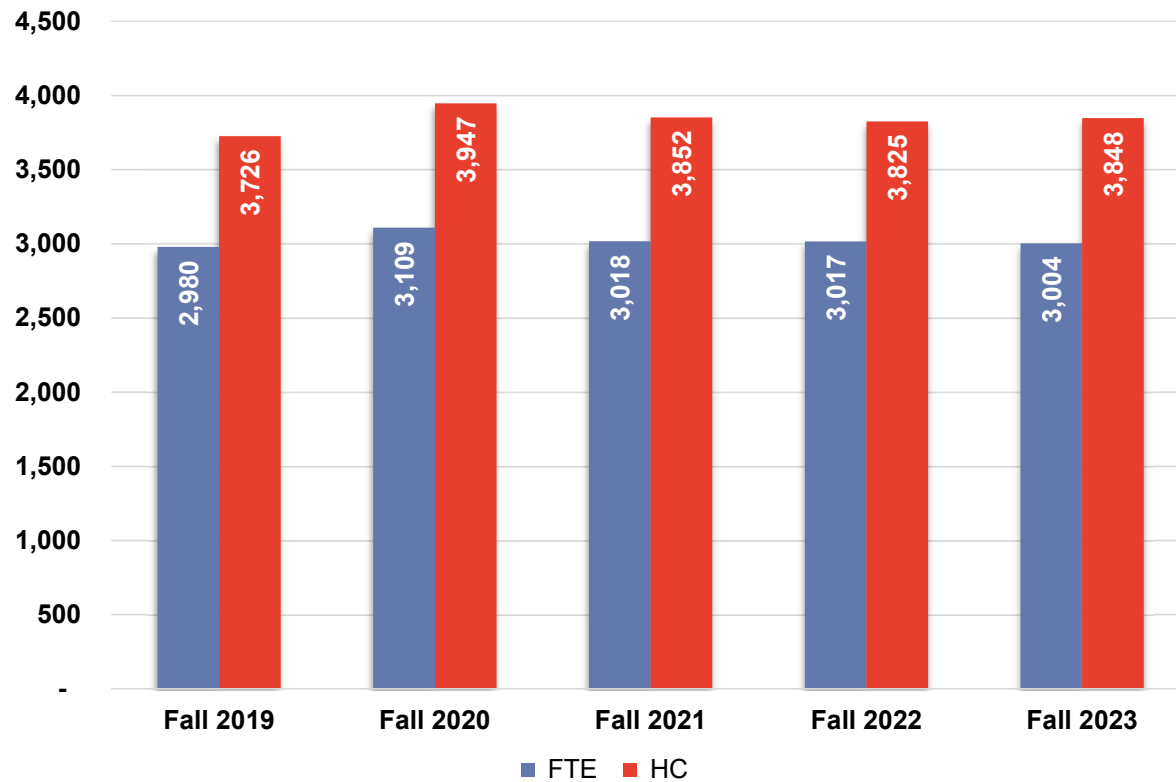
FEE WAIVERS & ABATEMENTS

	FY2021			FY2022			FY2023		
Class	# Students	Resident	Non-Resident	# Students	Resident	Non-Resident	# Students	Resident	Non-Resident
4% Fee Waivers									
Freshmen	871	868	3	439	432	7	232	228	4
Sophomore	2,164	2,152	12	1,116	1,108	8	1,079	1,076	3
Junior	1,619	1,615	4	1,581	1,571	10	1,227	1,222	5
Senior	2,302	2,290	12	3,351	3,328	23	3,657	3,635	22
Other	83	83	-	96	94	2	94	94	-
Total	7,039	7,008	31	6,583	6,533	50	6,289	6,255	34
Abatements - Full									
Freshmen	860	6	854	881	10	871	2,010	10	2,000
Sophomore	1,110	-	1,110	938	1	937	1,150	-	1,150
Junior	1,211	1	1,210	936	1	935	847	1	846
Senior	1,389	-	1,389	2,010	-	2,010	1,365	-	1,365
Other	2,389	406	1,983	2,519	381	2,138	2,525	359	2,166
Total	6,959	413	6,546	7,284	393	6,891	7,897	370	7,527
Abatements - Partial									
Freshmen	698	-	698	743	-	743	573	-	573
Sophomore	552	-	552	661	-	661	833	-	833
Junior	516	-	516	524	-	524	514	-	514
Senior	605	-	605	784	-	784	661	-	661
Other	357	-	357	284	-	284	249	-	249
Total	2,728	-	2,728	2,996	-	2,996	2,830	-	2,830

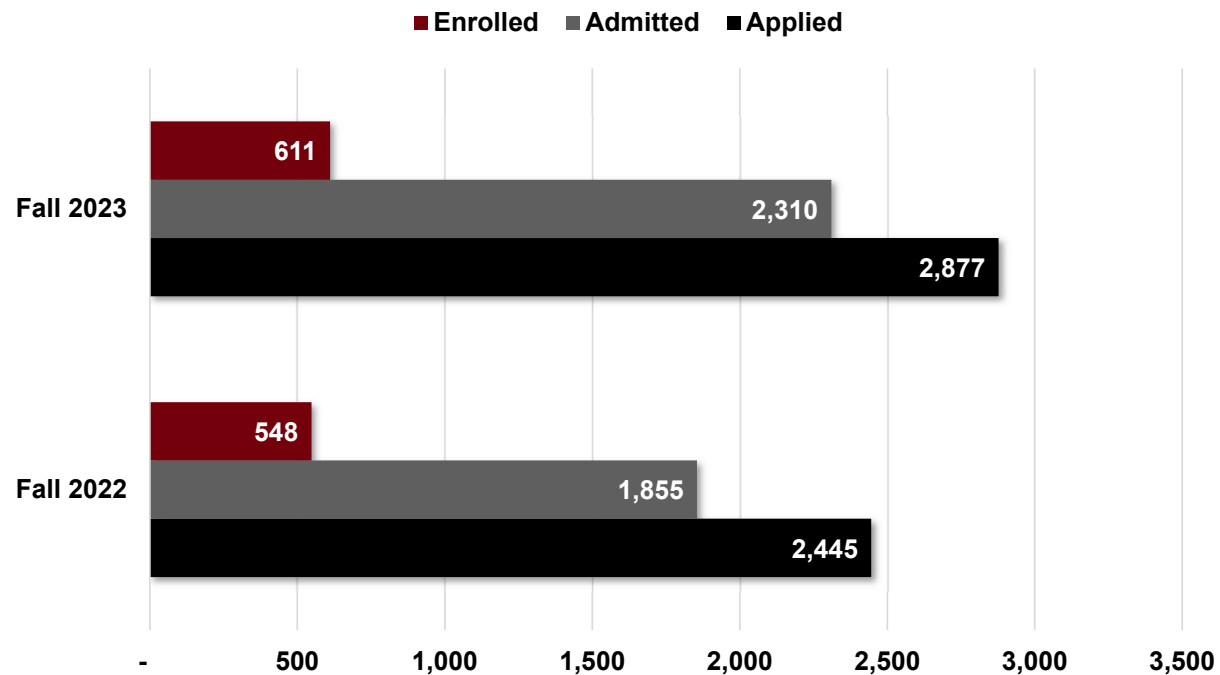




AIKEN ENROLLMENT

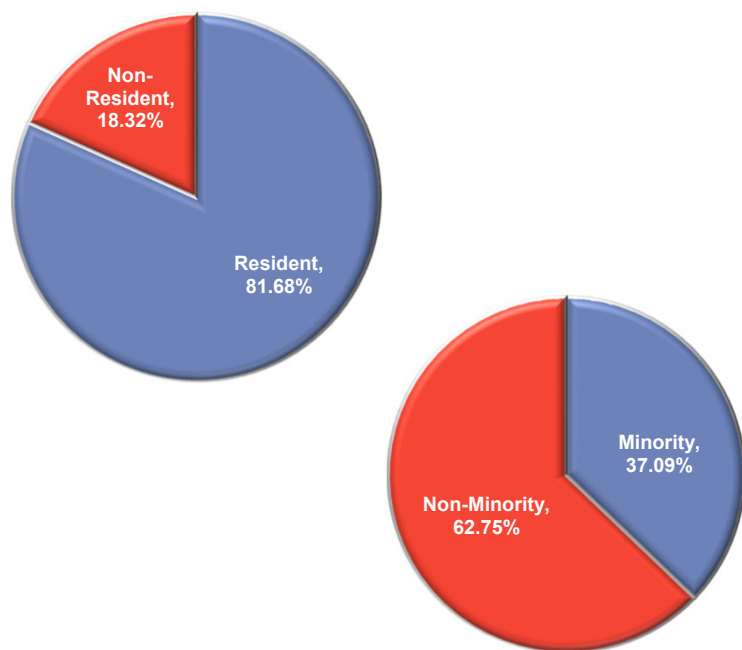


AIKEN ENROLLMENT SUMMARY

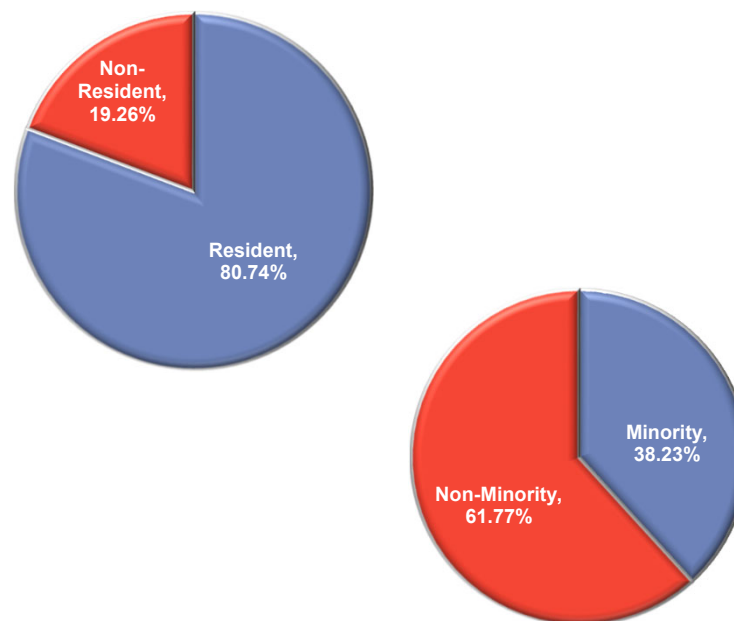


AIKEN ENROLLMENT SUMMARY

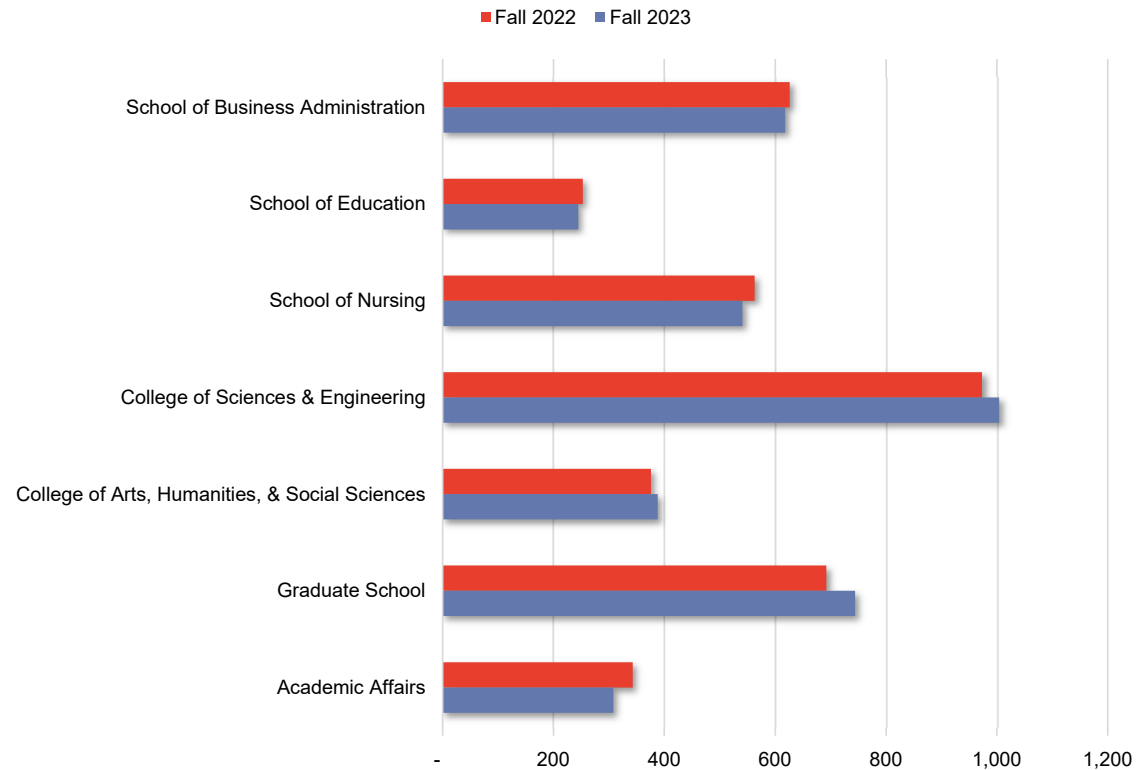
Fall 2022



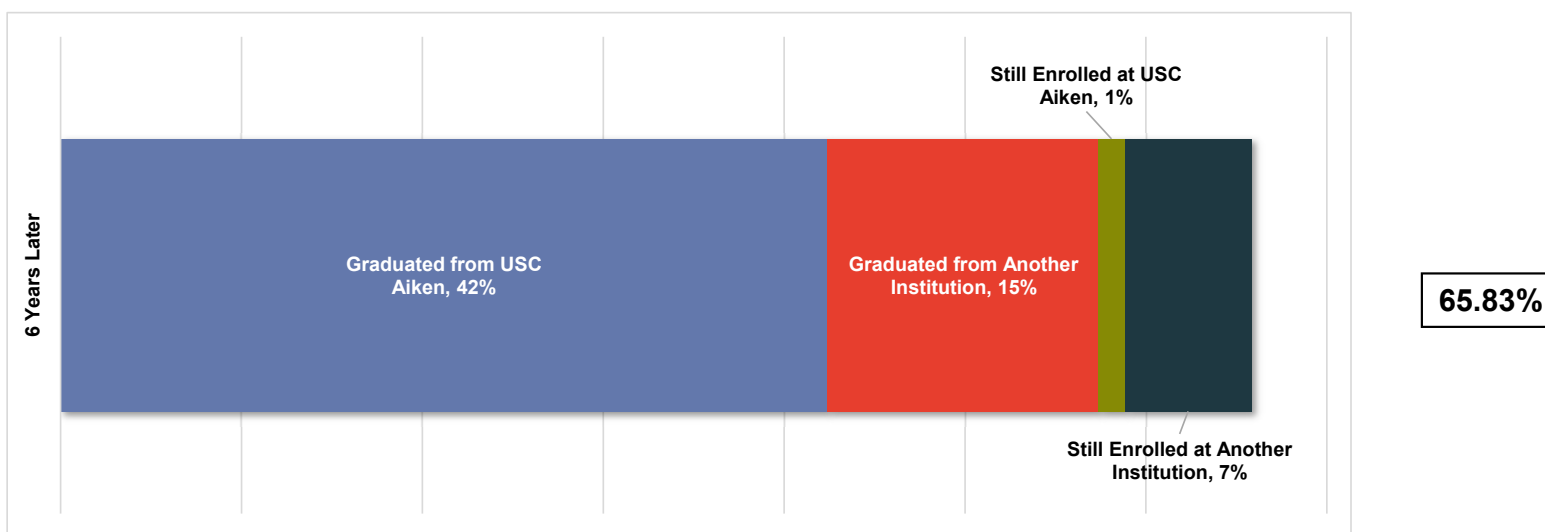
Fall 2023



AIKEN ENROLLMENT BY COLLEGE

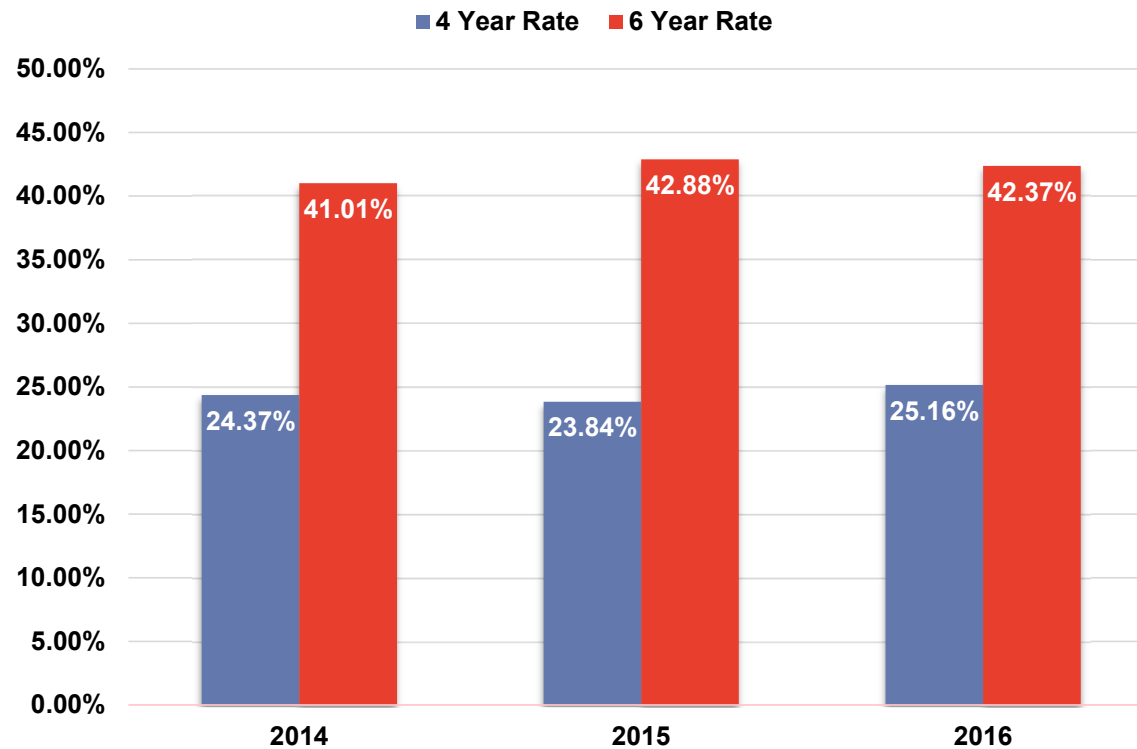


AIKEN SUCCESS RATE

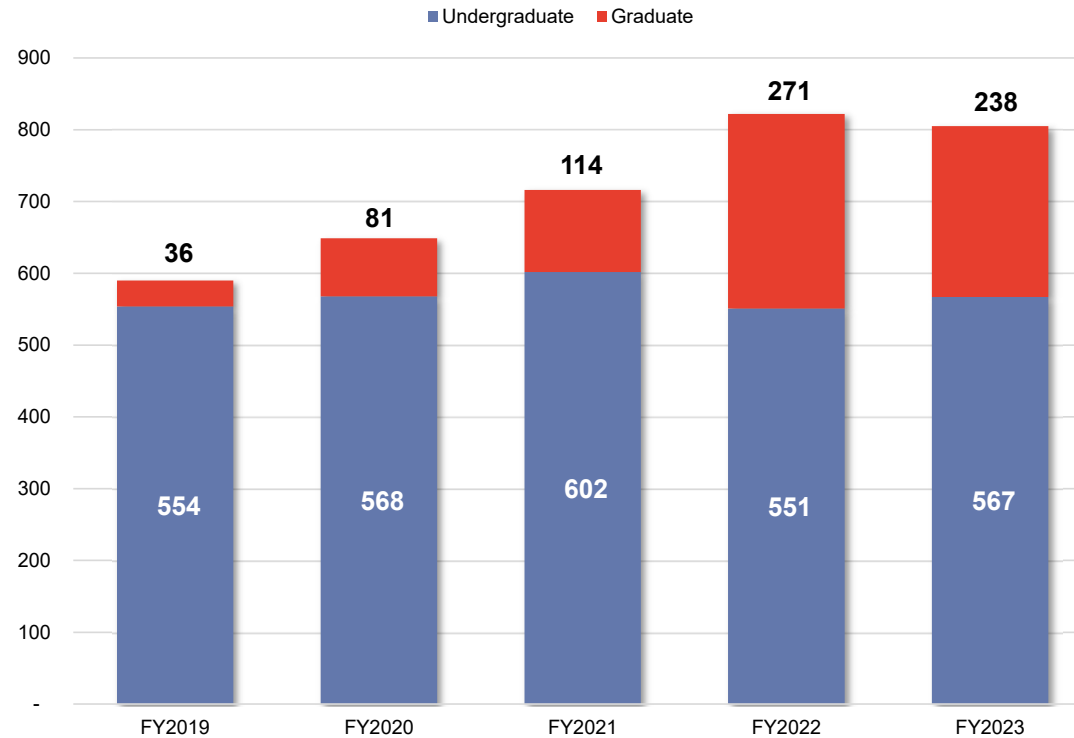


19,539 # of Alumni
13,546 # of Alumni in SC

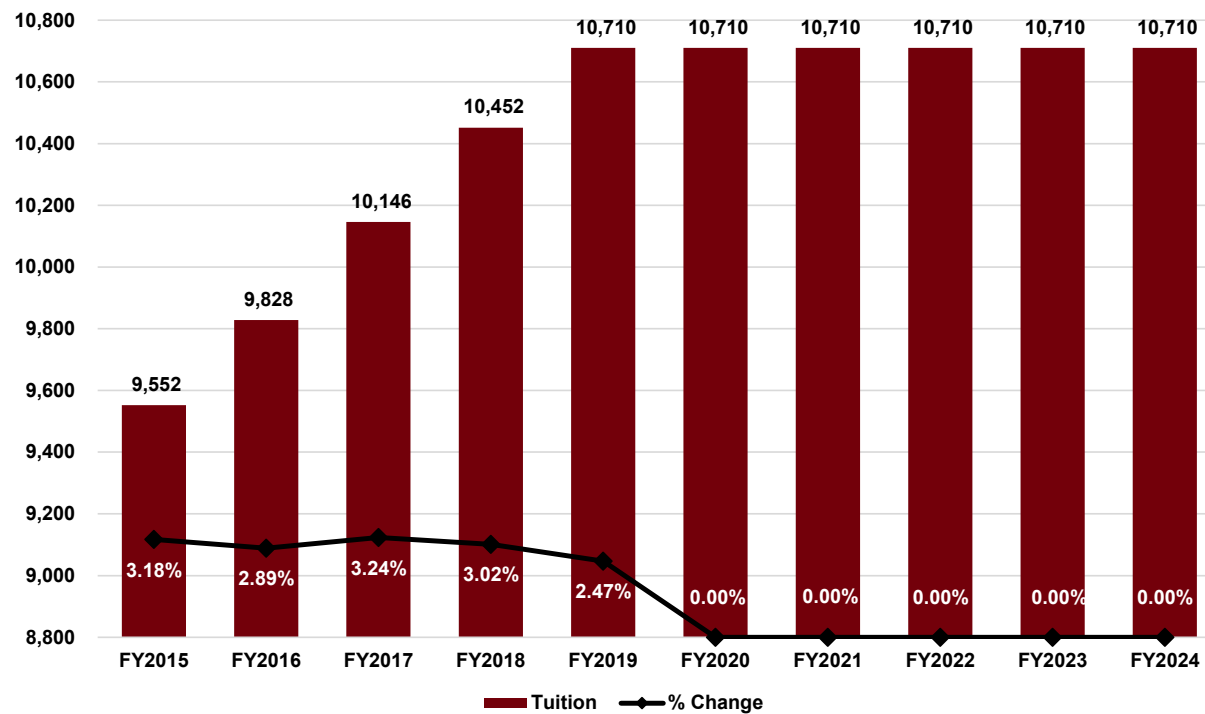
AIKEN GRADUATION RATE



AIKEN DEGREES AWARDED



AIKEN IN-STATE UNDERGRADUATE TUITION & REQUIRED FEES



AIKEN

UNDERGRADUATE TUITION & FEES PER SEMESTER

	2022-2023	\$ Change	2023-2024
USC Aiken			
Resident Undergraduate Tuition			
Educational & General	\$ 4,654.00	-	\$ 4,654.00
Institutional Bond	181.00	(15.00)	166.00
Campus Activity	32.00	-	32.00
Student Health	42.00	-	42.00
Campus Media	5.00	-	5.00
Renovation Reserve	12.00	-	12.00
Athletics Activity	273.00	15.00	288.00
Total Resident Undergraduate Tuition	\$ 5,199.00	-	\$ 5,199.00
Technology Fee	156.00	-	156.00
Total Required Tuition and Fees	\$ 5,355.00	-	\$ 5,355.00
Non-Resident Undergraduate Tuition			
Educational & General	\$ 9,883.00	-	\$ 9,883.00
Institutional Bond	181.00	(15.00)	166.00
Campus Activity	32.00	-	32.00
Student Health	42.00	-	42.00
Campus Media	5.00	-	5.00
Renovation Reserve	12.00	-	12.00
Athletics Activity	273.00	15.00	288.00
Total Resident Undergraduate Tuition	\$ 10,428.00	-	\$ 10,428.00
Technology Fee	156.00	-	156.00
Total Required Tuition and Fees	\$ 10,584.00	-	\$ 10,584.00



UNIVERSITY OF
South Carolina

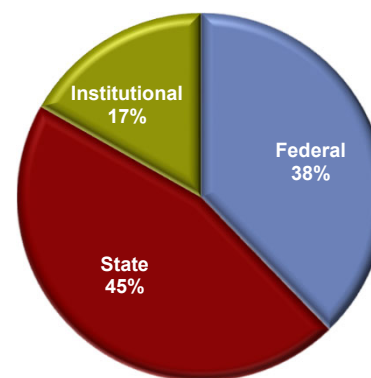
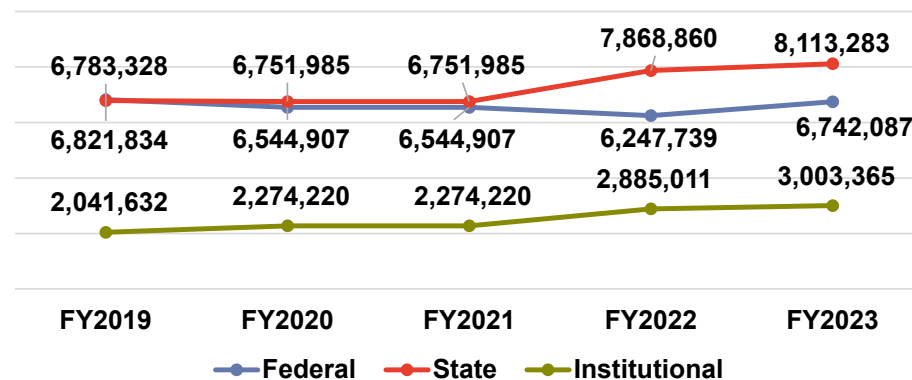
AIKEN FY2023 SCHOLARSHIPS AND GRANTS

Federal	# Students	FY2023
Pell Grant	1,257	\$ 6,495,166
SEOG Grant	234	222,403
Other (TEACH Grant)	7	24,518
Federal Totals	1,498	\$ 6,742,087

State	# Students	FY2023
LIFE Scholarship	817	\$ 3,855,000
LIFE Scholarship Enhancement	229	539,063
Palmetto Fellows Scholarship	92	645,979
Palmetto Fellows Scholarship Enhancement	36	86,058
HOPE Scholarship	210	516,600
SC Need Based Grant	739	2,199,741
National Guard Grant	22	98,314
SC Teaching Fellows	32	172,528
State Totals	2,177	\$ 8,113,283

Institutional	# Students	FY2023
Internal Awards	1,135	\$ 3,003,365
Institutional Totals	1,135	\$ 3,003,365

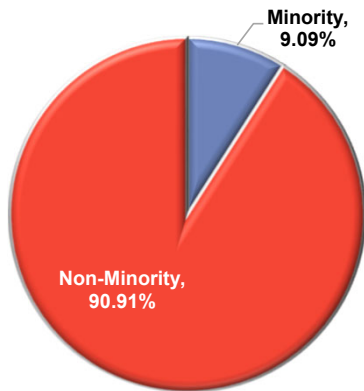
Total Scholarship and Grant Aid	\$ 17,858,735
--	----------------------



UNIVERSITY OF
South Carolina

AIKEN MINORITY OVERVIEW

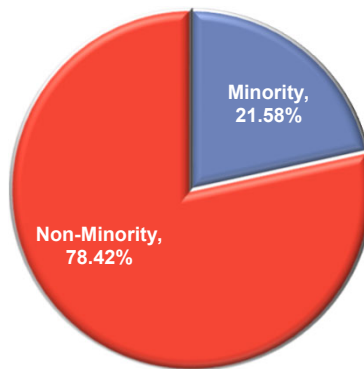
Administration



ADMINISTRATION

Total Administration	11
Number Minority	1
% Minority	9.09%

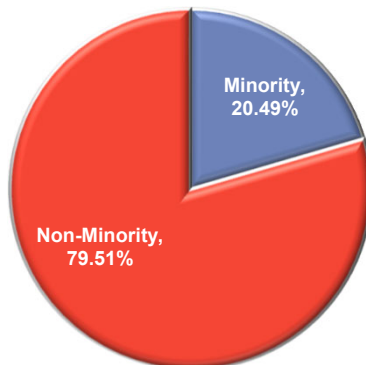
FTEs



FTEs

Total FTEs	431
Number Minority	93
% Minority	21.58%

Employees



EMPLOYEES

All Employees	576
Number Minority	118
% Minority	20.49%



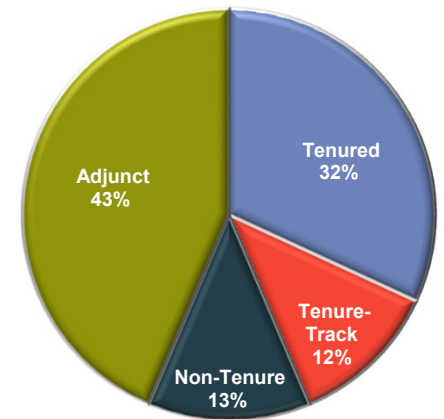
AIKEN

FACULTY-STUDENT RATIO

College	Ratio
School of Business Administration	1:25
School of Education	1:12
School of Nursing	1:18
College of Sciences & Engineering	1:14
College of Arts, Humanities, & Social Sciences	1:05

AIKEN TENURED VS. NON-TENURED FACULTY OVERVIEW

College	Tenured	Tenure-Track	Non-Tenure	Adjunct	Total
School of Business Administration	8	4	3	19	34
School of Education	6	4	1	21	32
School of Nursing	4	2	9	28	43
College of Sciences & Engineering	35	10	11	27	83
College of Arts, Humanities, & Social Science	34	12	11	24	81
Academic Affairs (Other)	-	-	-	-	-
Overall Institution	87	32	35	119	273



AIKEN 4% FEE WAIVER

4% Fee Waiver	FY2023	FY2024
Fall	2021	2022
Spring	2022	2023
<u>Credit Hour Production (Undergraduates)</u>		
Fall	39,499	39,894
Spring	35,158	34,975
<u>Total Credit Hour Production</u>	74,657	74,869
Full-Time Fee Divisor	12	12
<u>Equivalent Number of Full Fees</u>	6,221	6,239
Full-Time Resident Tuition & Fees	\$ 5,199	\$ 5,199
Less: Bond Indebtedness Fee	181	181
<u>Equivalent Fees</u>	\$ 5,018	\$ 5,018
Total Equivalent Revenue	\$ 31,219,069	\$ 31,307,720
4% Threshold - per policy	\$ 1,248,763	\$ 1,252,309
Actual Fee Waivers (Object 54522)	\$ 950,892	\$ 972,488



AIKEN

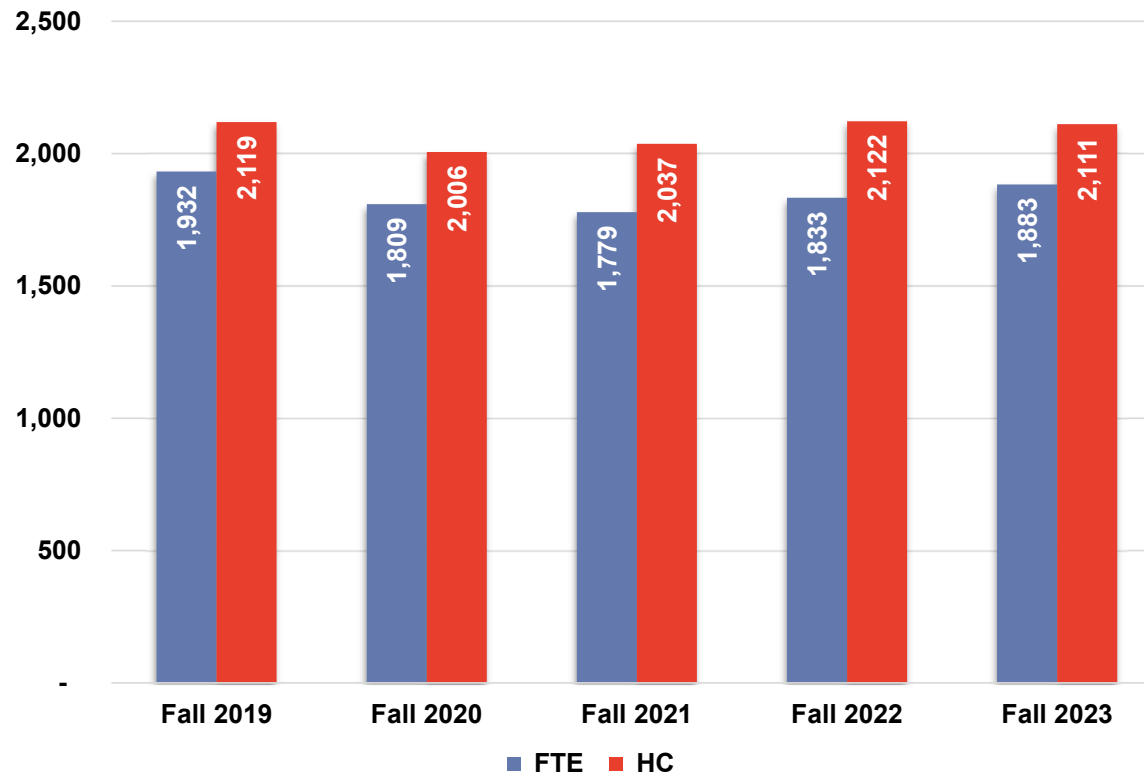
FEE WAIVERS & ABATEMENTS

	FY2021			FY2022			FY2023		
Class	# Students	Resident	Non-Resident	# Students	Resident	Non-Resident	# Students	Resident	Non-Resident
4% Fee Waivers									
Freshmen	272	174	98	169	101	68	142	81	61
Sophomore	58	51	7	87	85	2	63	48	15
Junior	53	52	1	62	56	6	88	80	8
Senior	21	21	-	71	70	1	131	106	25
Other	-	-	-	-	-	-	-	-	-
Total	404	298	106	389	312	77	424	315	109
Abatements - Full									
Freshmen	50	-	50	48	-	48	53	-	53
Sophomore	40	1	39	31	1	30	33	-	33
Junior	57	-	57	53	-	53	50	1	49
Senior	96	-	96	104	-	104	69	-	69
Other	49	38	11	40	23	17	39	21	18
Total	292	39	253	276	24	252	244	22	222
Abatements - Partial									
Freshmen	29	-	29	12	-	12	24	-	24
Sophomore	19	-	19	14	-	14	15	-	15
Junior	17	-	17	23	-	23	19	-	19
Senior	27	-	27	25	-	25	26	-	26
Other	-	-	-	-	-	-	-	-	-
Total	92	-	92	74	-	74	84	-	84

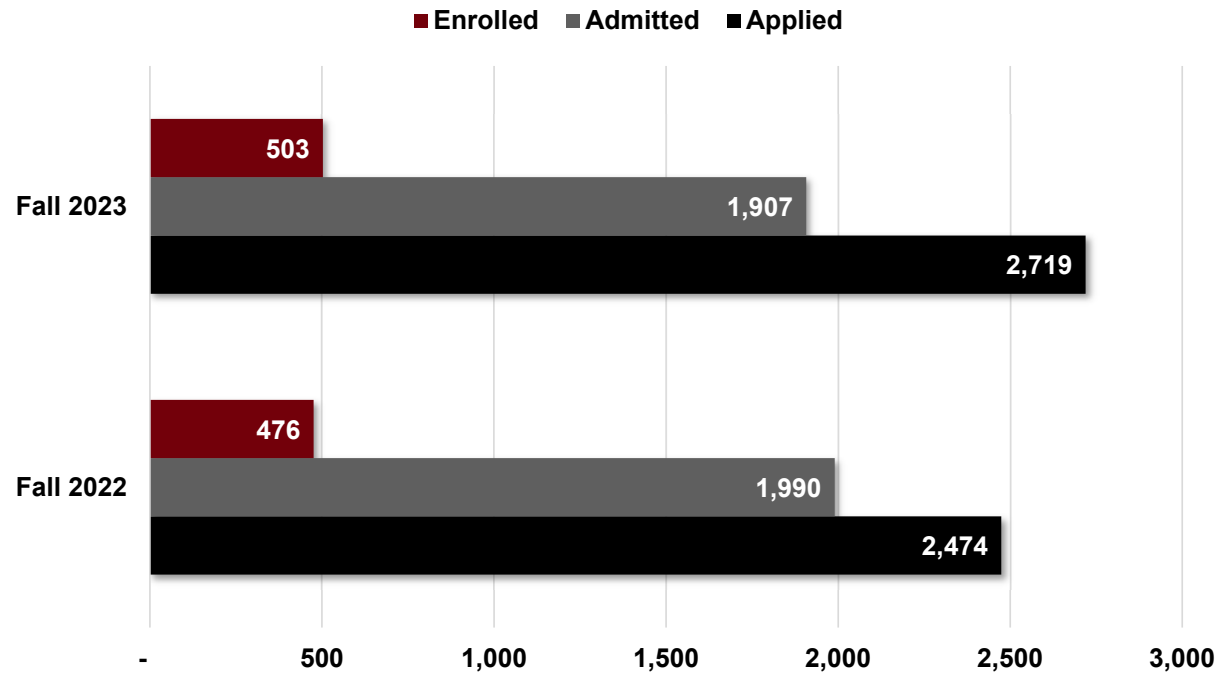




BEAUFORT ENROLLMENT

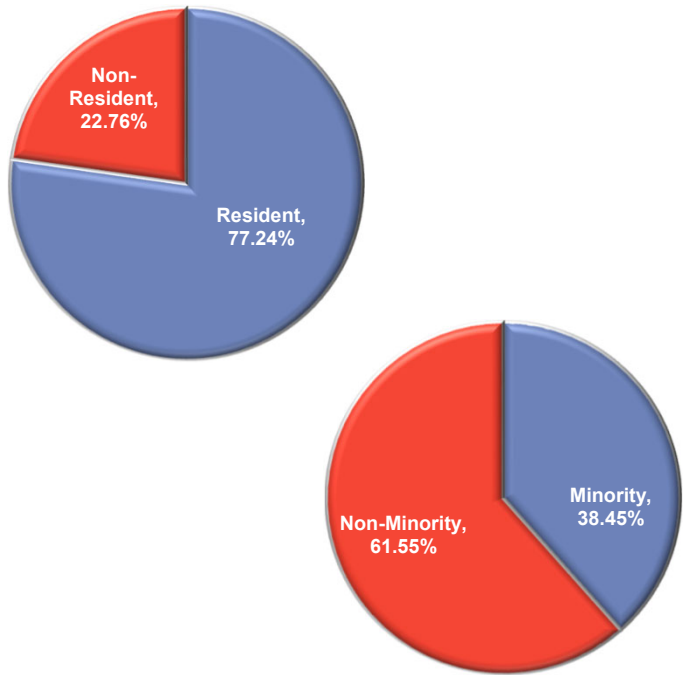


BEAUFORT ENROLLMENT SUMMARY

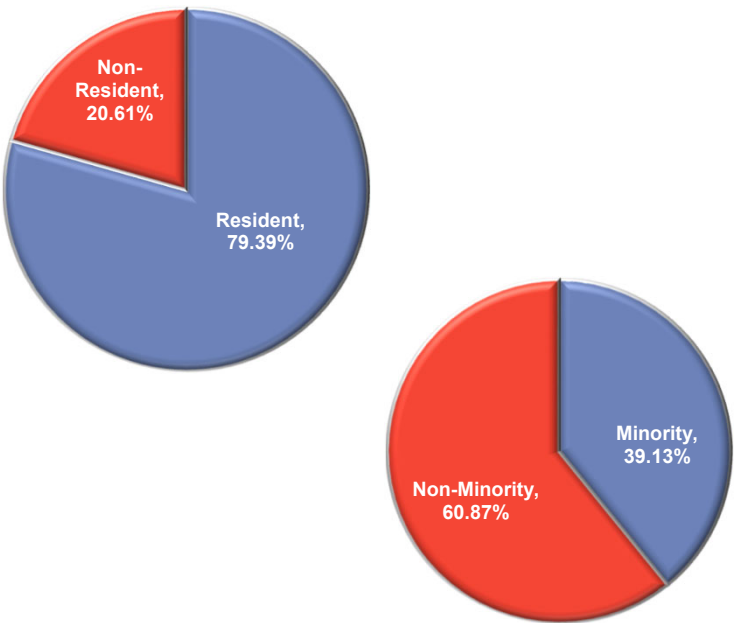


BEAUFORT ENROLLMENT SUMMARY

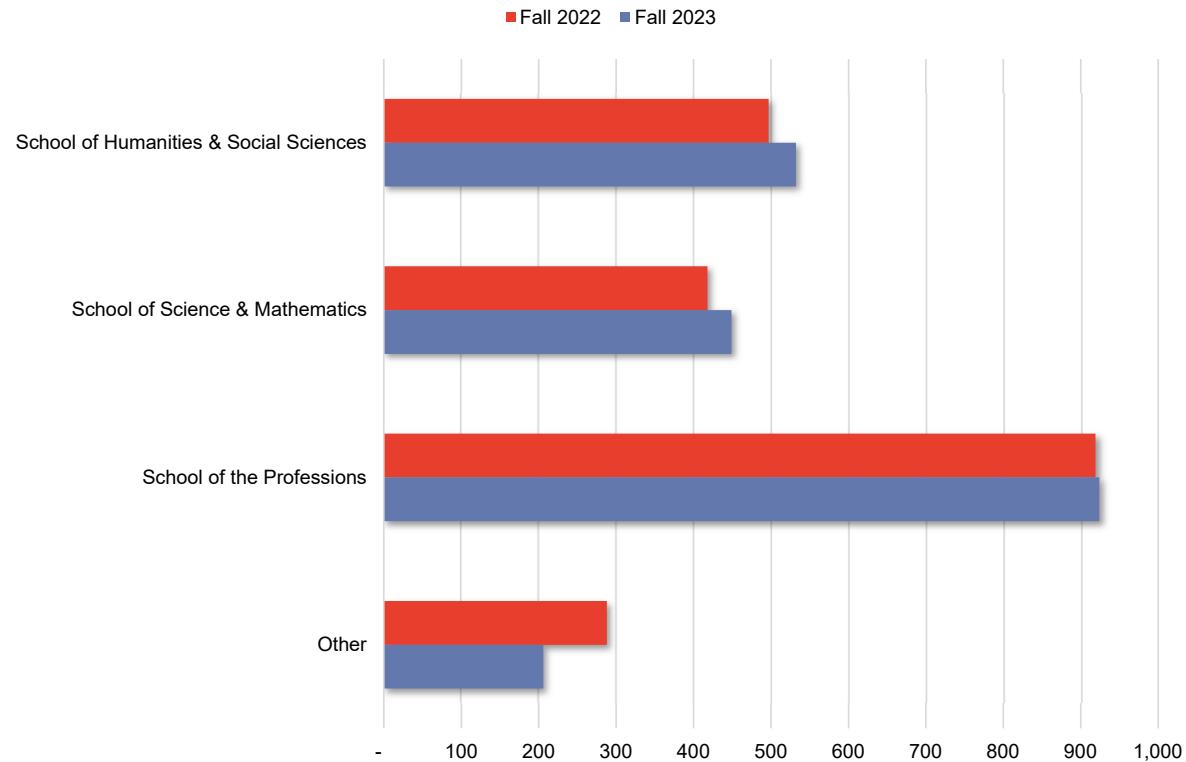
Fall 2022



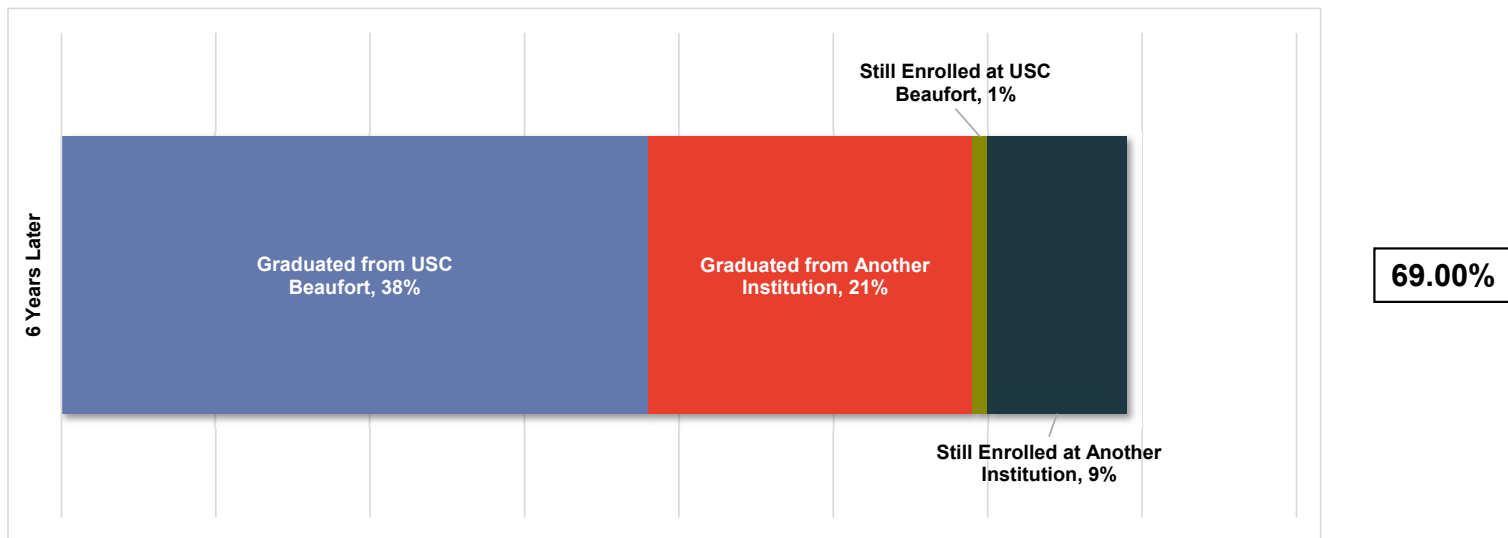
Fall 2023



BEAUFORT ENROLLMENT BY COLLEGE



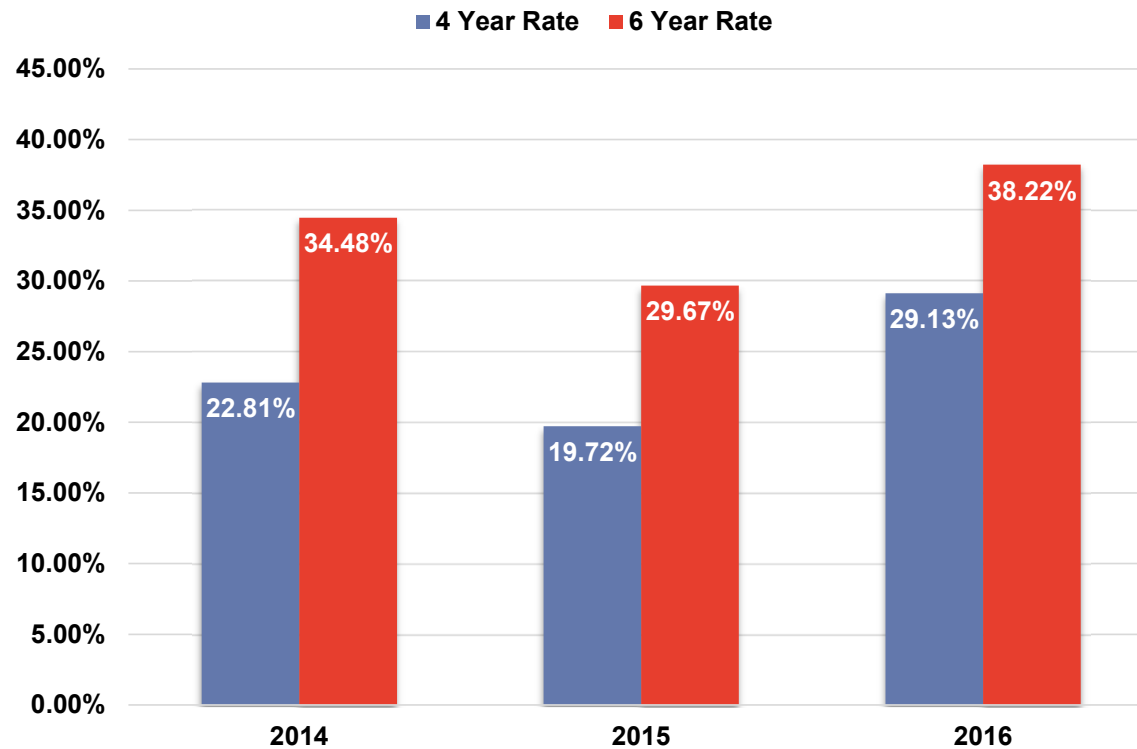
BEAUFORT SUCCESS RATE



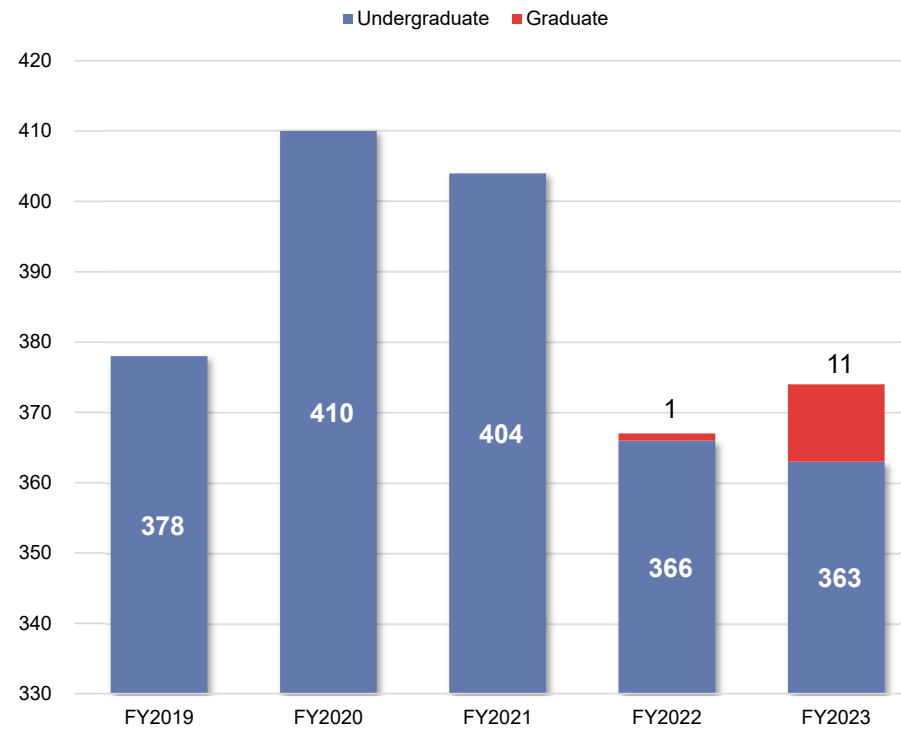
6,615	# of Alumni
5,292	# of Alumni in SC



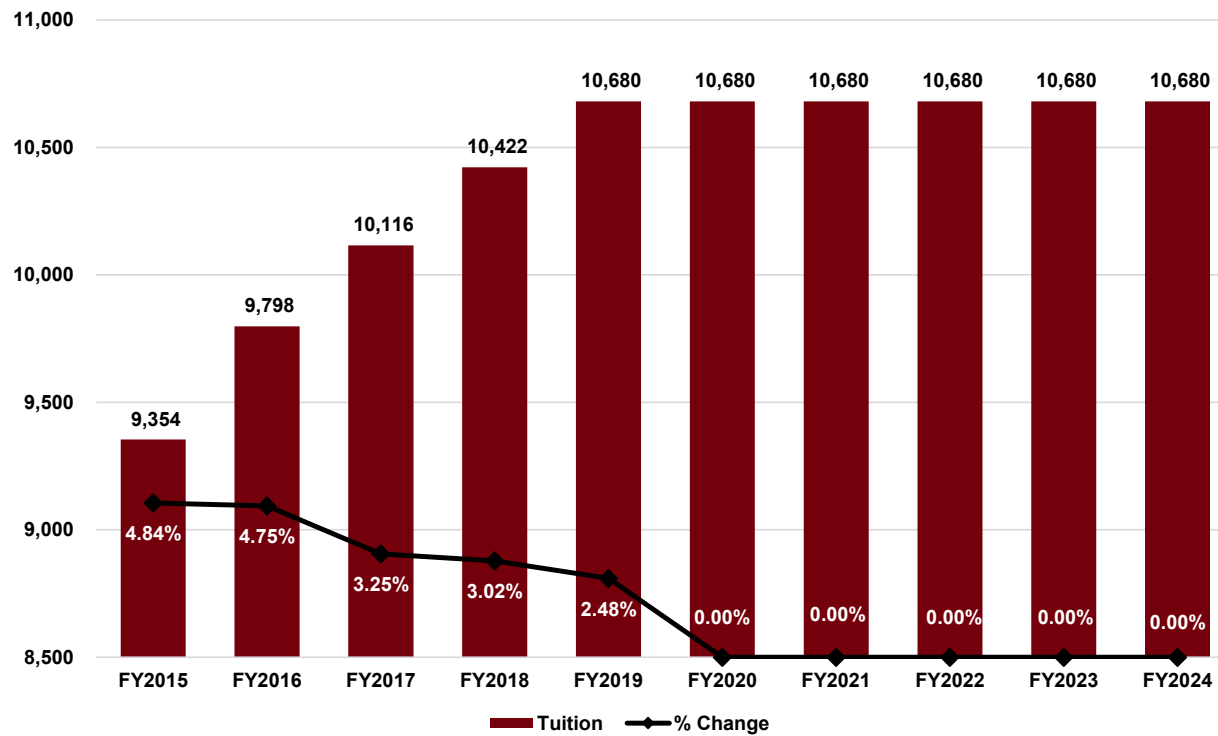
BEAUFORT GRADUATION RATES



BEAUFORT DEGREES AWARDED



BEAUFORT IN-STATE UNDERGRADUATE TUITION & REQUIRED FEES



BEAUFORT

UNDERGRADUATE TUITION & FEES PER SEMESTER

	2022-2023	\$ Change	2023-2024
USC Beaufort			
Resident Undergraduate Tuition			
Educational & General	\$ 4,624.00	-	\$ 4,624.00
Institutional Bond	89.00	-	89.00
Renovation Reserve	47.00	-	47.00
Campus Activity	111.00	-	111.00
Athletics Activity	301.00	-	301.00
Total Resident Undergraduate Tuition	\$ 5,172.00	-	\$ 5,172.00
Technology Fee	168.00	-	168.00
Total Required Tuition and Fees	\$ 5,340.00	-	\$ 5,340.00
Non-Resident Undergraduate Tuition			
Educational & General	\$ 10,147.00	-	\$ 10,147.00
Institutional Bond	89.00	-	89.00
Renovation Reserve	47.00	-	47.00
Campus Activity	111.00	-	111.00
Athletics Activity	301.00	-	301.00
Total Resident Undergraduate Tuition	\$ 10,695.00	-	\$ 10,695.00
Technology Fee	168.00	-	168.00
Total Required Tuition and Fees	\$ 10,863.00	-	\$ 10,863.00



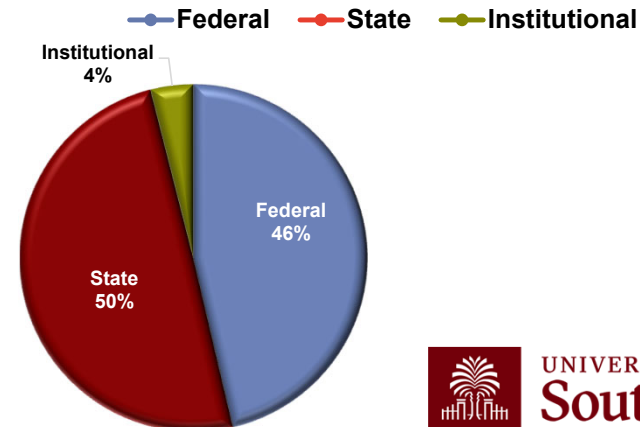
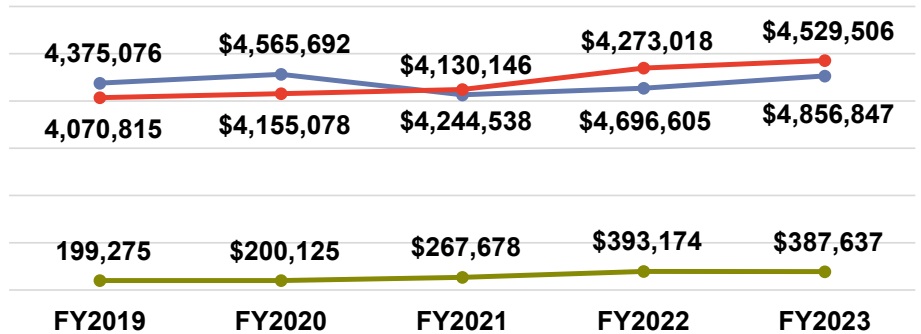
BEAUFORT FY2023 SCHOLARSHIPS AND GRANTS

Federal	# Students	FY2023
Pell Grant	940	\$ 4,429,506
SEOG Grant	137	100,000
Federal Totals	1,077	\$ 4,529,506

State	# Students	FY2023
LIFE Scholarship	523	\$ 2,459,432
LIFE Scholarship Enhancement	158	362,500
Palmetto Fellows Scholarship	22	136,662
Palmetto Fellows Scholarship Enhancement	6	12,500
HOPE Scholarship	159	370,879
SC Need Based Grant	704	1,495,061
National Guard Grant	5	19,813
State Totals	1,577	\$ 4,856,847

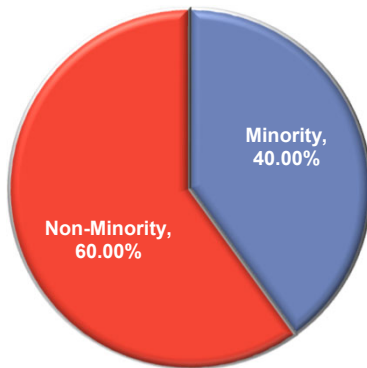
Institutional	# Students	FY2023
Internal Awards	333	\$ 387,637
Institutional Totals	333	\$ 387,637

Total Scholarship and Grant Aid	\$ 9,773,990
--	---------------------



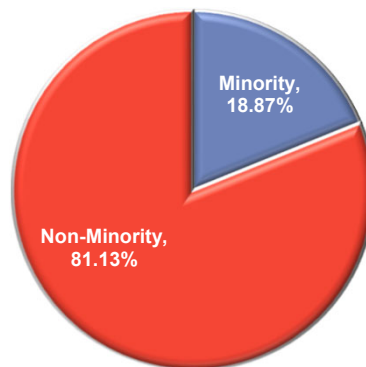
BEAUFORT MINORITY OVERVIEW

Administration



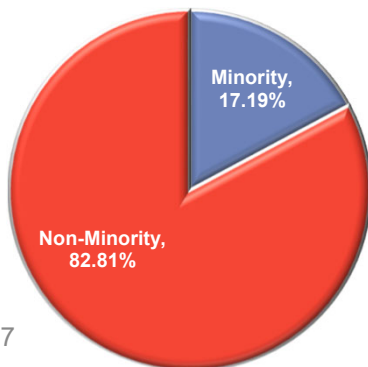
ADMINISTRATION	
Total Administration	5
Number Minority	2
% Minority	40.00%

FTEs



FTEs	
Total FTEs	302
Number Minority	57
% Minority	18.87%

Employees



EMPLOYEES	
All Employees	384
Number Minority	66
% Minority	17.19%



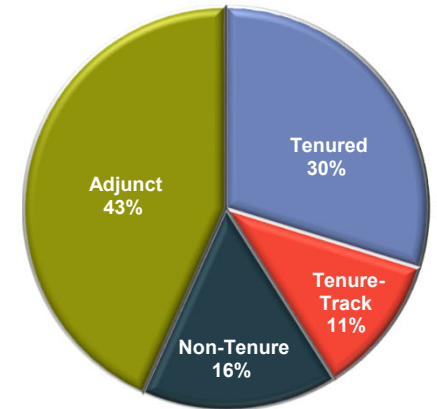
BEAUFORT FACULTY-STUDENT RATIO

College	Ratio
School of Humanities & Social Sciences	1:12
School of Science & Math	1:12
School of the Professions	1:16



BEAUFORT TENURED VS. NON-TENURED FACULTY OVERVIEW

College	Tenured	Tenure-Track	Non-Tenure	Adjunct	Total
School of Humanities & Social Sciences	23	5	4	20	52
School of Science & Mathematics	14	5	10	15	44
School of the Professions	16	10	14	42	82
Other	-	-	-	-	-
Overall Institution	53	20	28	77	178



BEAUFORT 4% FEE WAIVER

4% Fee Waiver	FY2023	FY2024
Fall	2021	2022
Spring	2022	2023
<u>Credit Hour Production (Undergraduates)</u>		
Fall	26,643	27,430
Spring	25,077	24,733
<u>Total Credit Hour Production</u>	51,720	52,163
Full-Time Fee Divisor	12	12
<u>Equivalent Number of Full Fees</u>	4,310	4,347
Full-Time Resident Tuition & Fees	\$ 5,340	\$ 5,340
Less: Bond Indebtedness	89	89
<u>Equivalent Fees</u>	\$ 5,251	\$ 5,251
Total Equivalent Revenue	\$22,631,810	\$22,825,659
4% Threshold - per policy	\$ 905,272	\$ 913,026
Actual Fee Waivers (Object 54522)	\$ 910,724	\$ 986,698



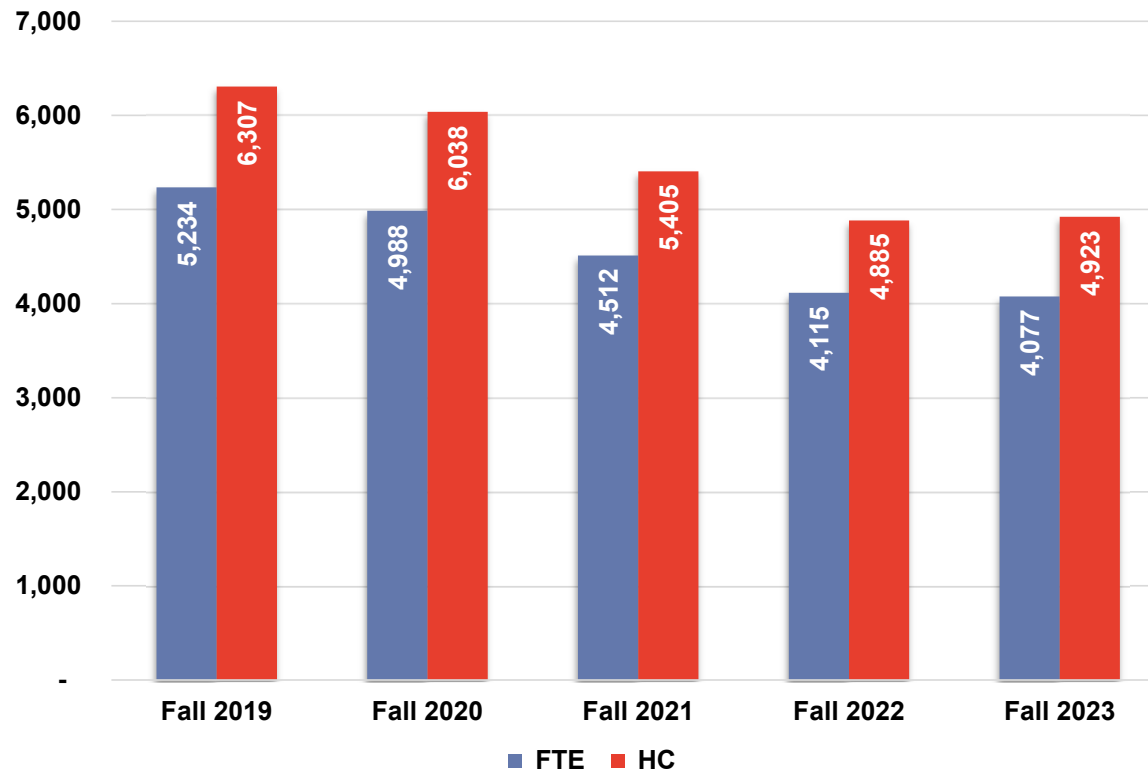
BEAUFORT FEE WAIVERS & ABATEMENTS

	FY2021			FY2022			FY2023		
Class	# Students	Resident	Non-Resident	# Students	Resident	Non-Resident	# Students	Resident	Non-Resident
4% Fee Waivers									
Freshmen	86	86	-	50	49	1	26	26	-
Sophomore	78	74	4	89	88	1	110	109	1
Junior	103	98	5	102	99	3	95	93	2
Senior	110	106	4	134	123	11	206	195	11
Other	-	-	-	1	-	1	-	-	-
Total	377	364	13	376	359	17	437	423	14
Abatements - Full									
Freshmen	36	-	36	22	-	22	50	-	50
Sophomore	37	-	37	23	-	23	23	-	23
Junior	39	-	39	33	-	33	27	-	27
Senior	36	-	36	44	-	44	28	-	28
Other	10	7	3	12	11	1	14	13	1
Total	158	7	151	134	11	123	142	13	129
Abatements - Partial									
Freshmen	31	-	31	29	-	29	54	-	54
Sophomore	27	-	27	22	-	22	29	-	29
Junior	16	-	16	20	-	20	15	-	15
Senior	19	-	19	23	-	23	20	-	20
Other	-	-	-	-	-	-	-	-	-
Total	93	-	93	94	-	94	118	-	118

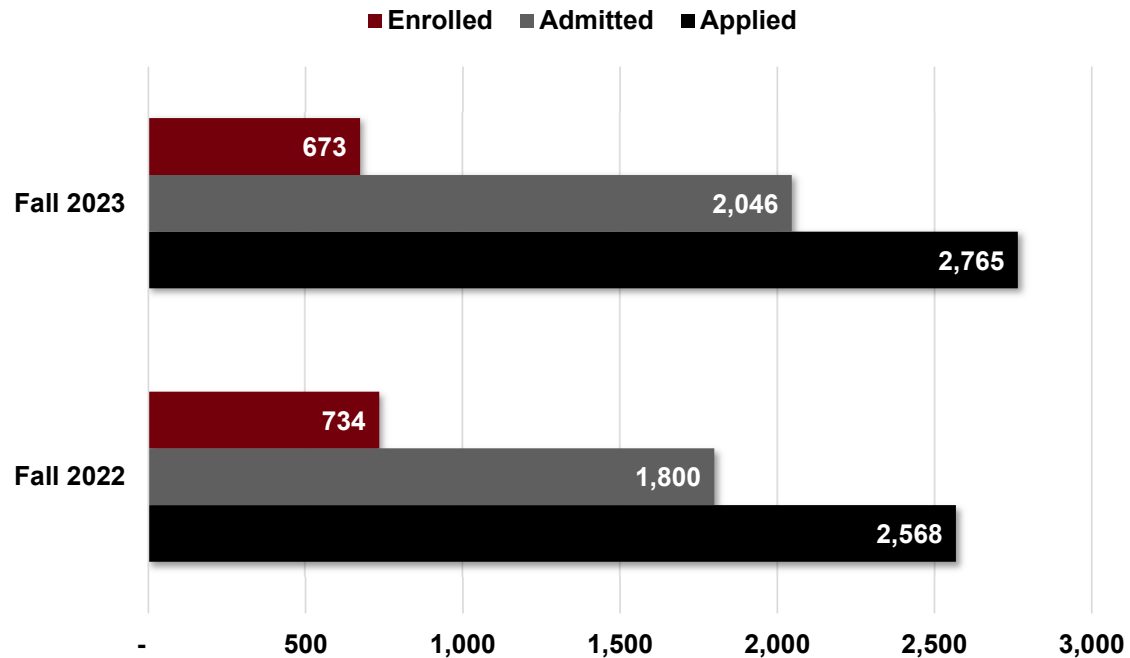




UPSTATE ENROLLMENT

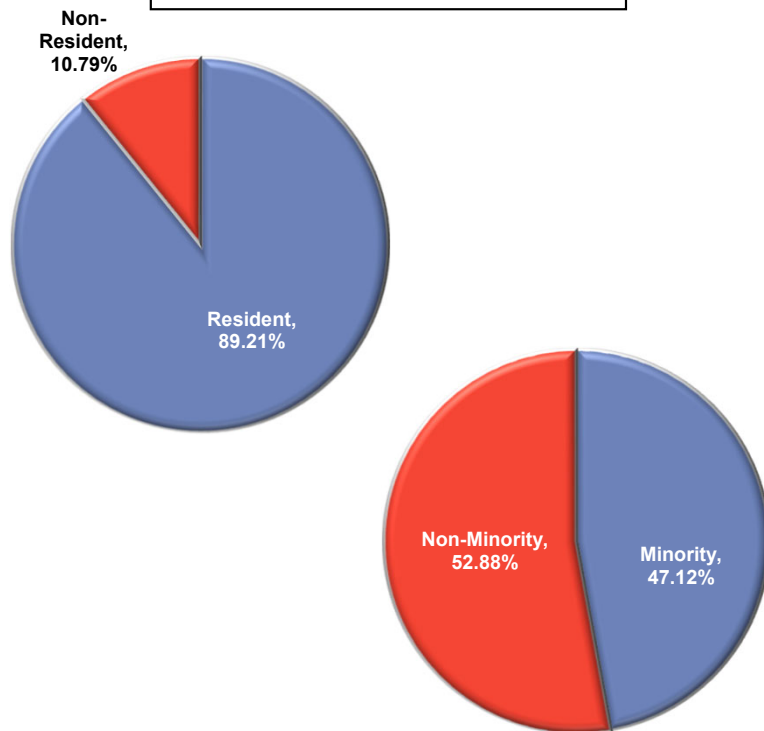


UPSTATE ENROLLMENT SUMMARY

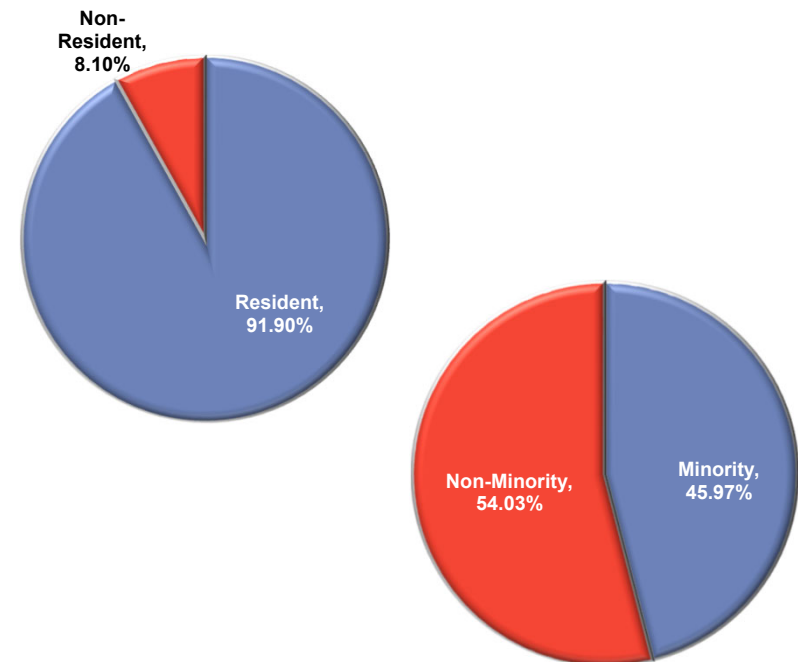


UPSTATE ENROLLMENT SUMMARY

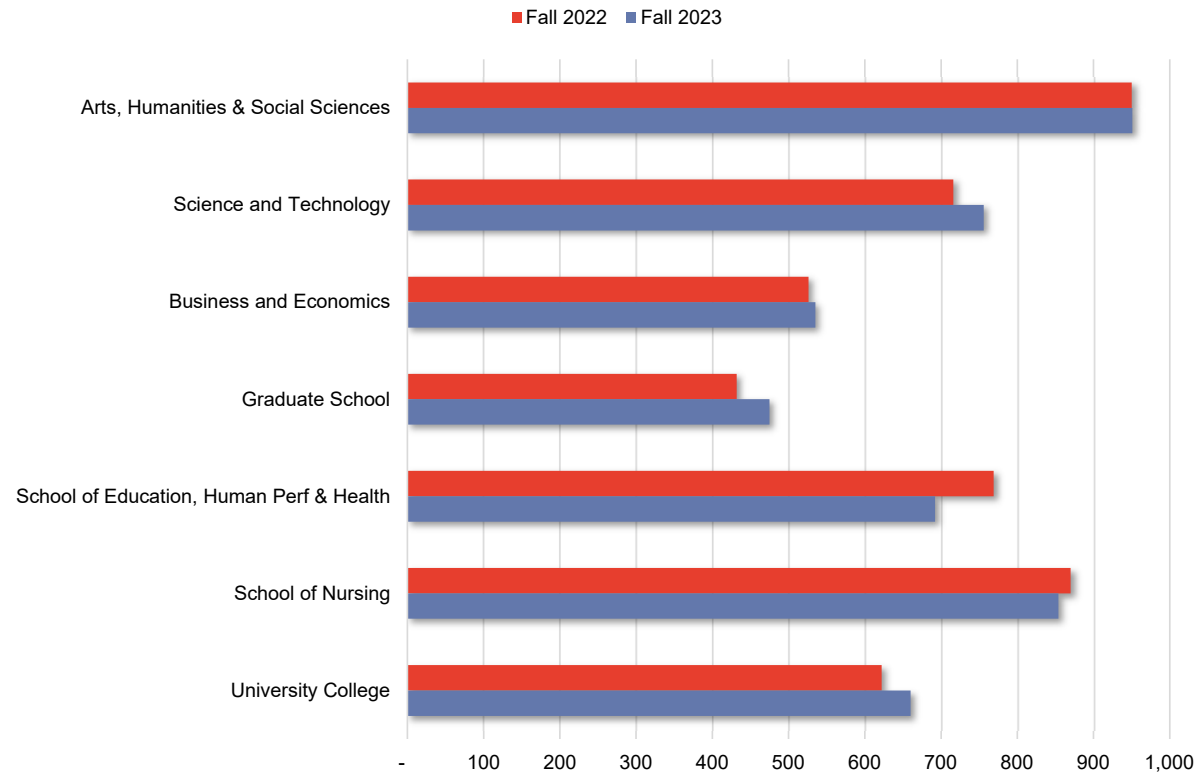
Fall 2022



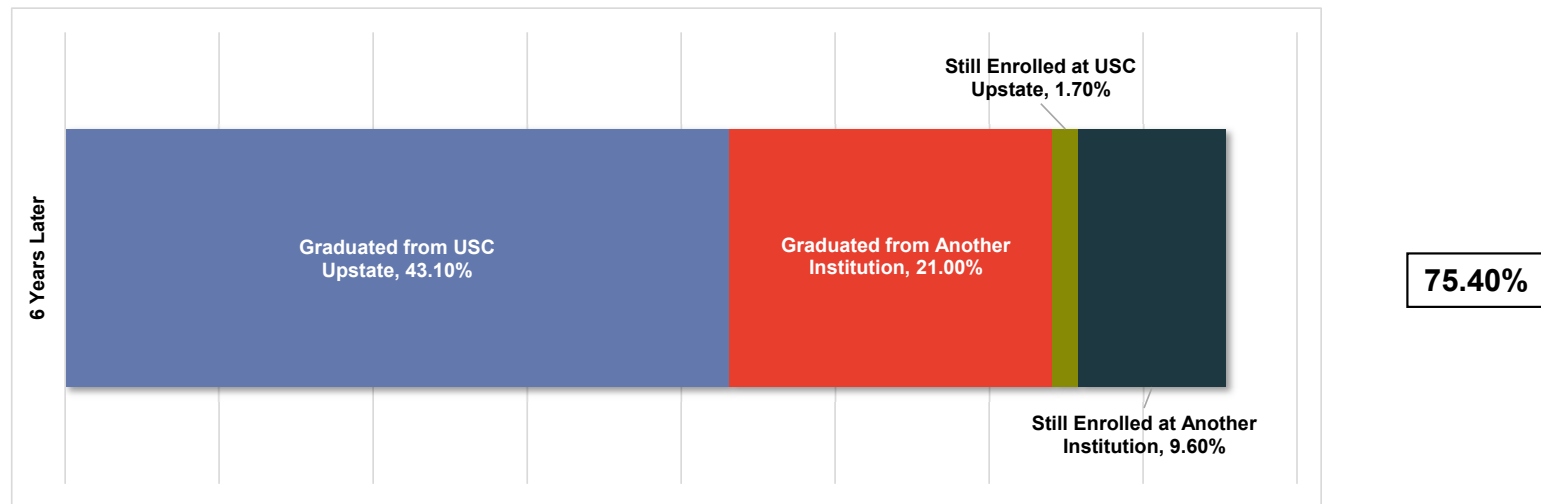
Fall 2023



UPSTATE ENROLLMENT BY COLLEGE



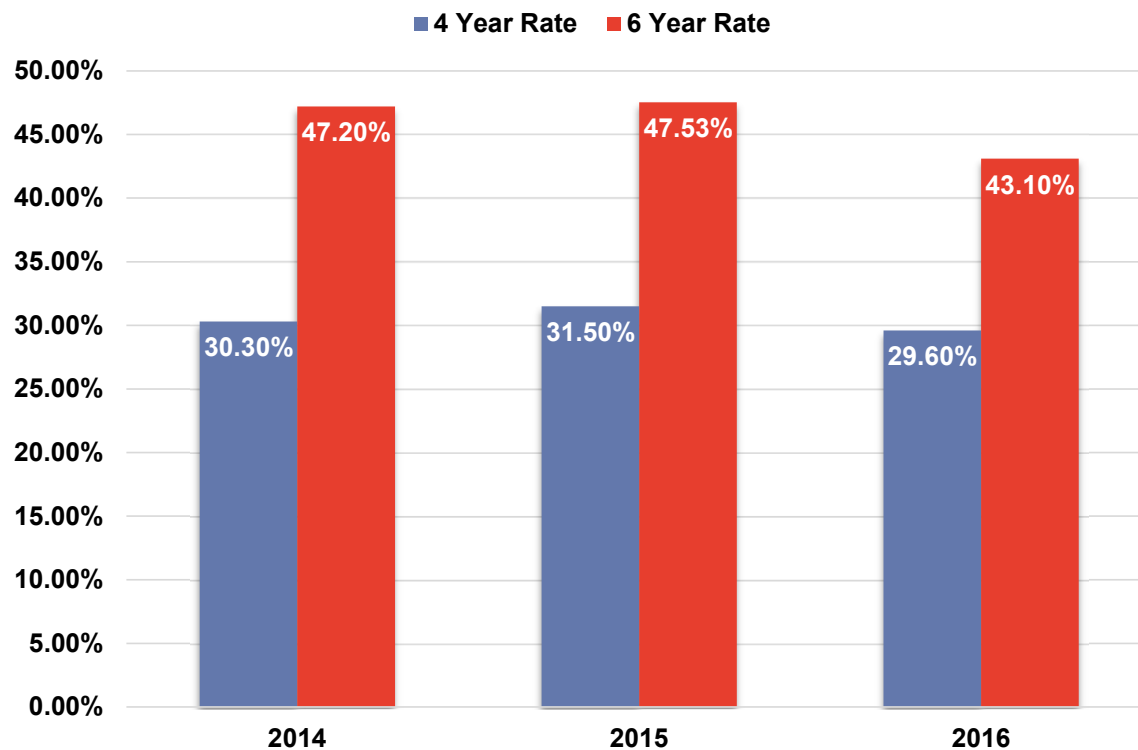
UPSTATE SUCCESS RATES



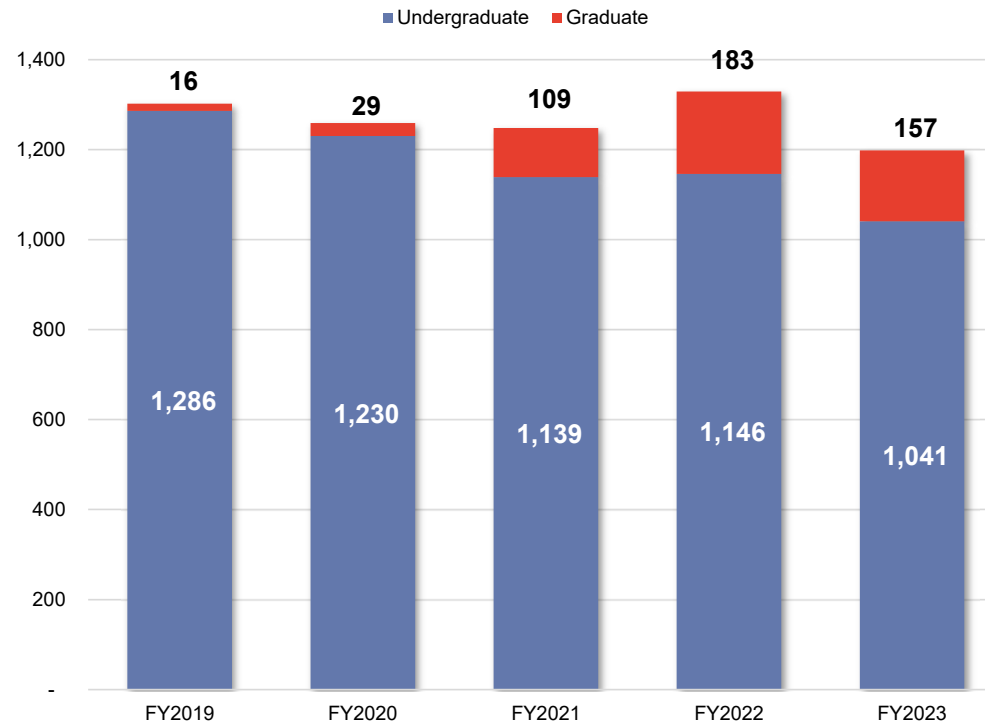
32,936	# of Alumni
27,807	# of Alumni in SC



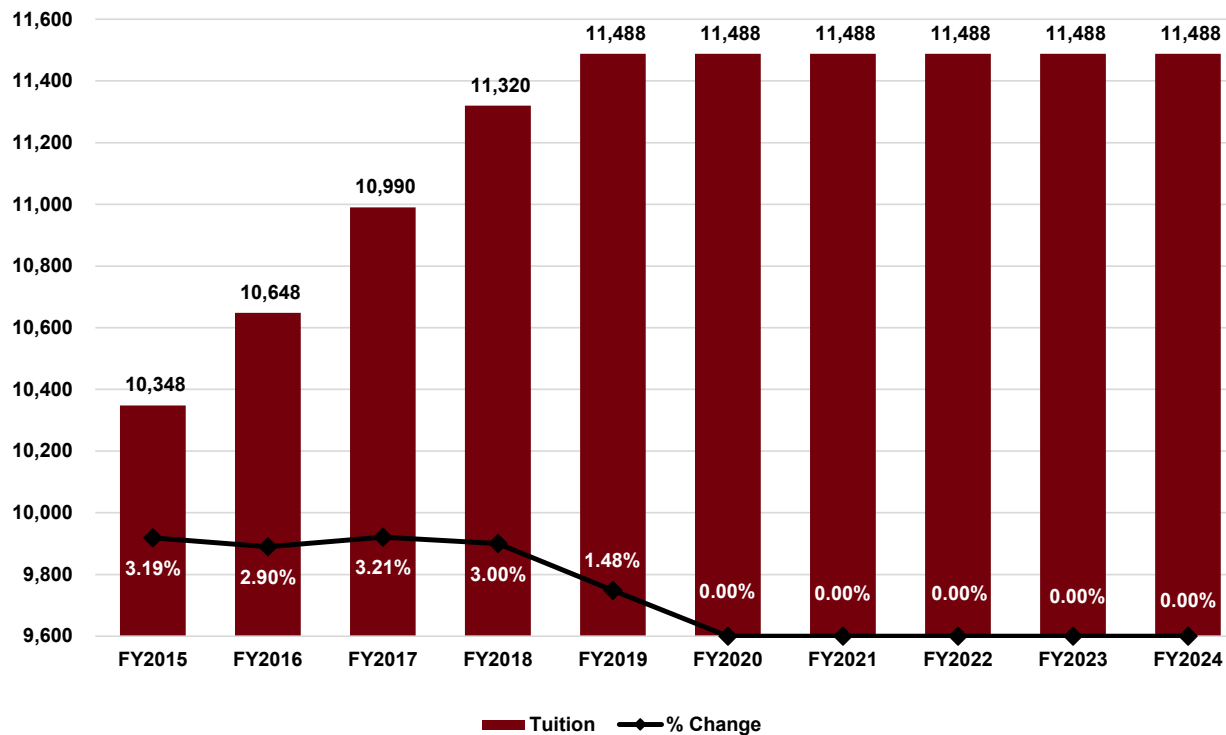
UPSTATE GRADUATION RATES



UPSTATE DEGREES AWARDED



UPSTATE IN-STATE UNDERGRADUATE TUITION & REQUIRED FEES



UPSTATE

UNDERGRADUATE TUITION & FEES PER SEMESTER

	2022-2023	\$ Change	2023-2024
USC Upstate			
Resident Undergraduate Tuition			
Educational & General	\$ 4,605.00	-	\$ 4,605.00
Institutional Bond	295.00	-	295.00
Renovation Reserve	85.00	-	85.00
Campus Activity	144.00	-	144.00
Athletics Activity	475.00	-	475.00
Total Resident Undergraduate Tuition	\$ 5,604.00	-	\$ 5,604.00
Technology Fee	140.00	-	140.00
Total Required Tuition and Fees	\$ 5,744.00	-	\$ 5,744.00
Non-Resident Undergraduate Tuition			
Educational & General	\$ 10,356.00	-	\$ 10,356.00
Institutional Bond	295.00	-	295.00
Renovation Reserve	85.00	-	85.00
Campus Activity	144.00	-	144.00
Athletics Activity	475.00	-	475.00
Total Resident Undergraduate Tuition	\$ 11,355.00	-	\$ 11,355.00
Technology Fee	140.00	-	140.00
Total Required Tuition and Fees	\$ 11,495.00	-	\$ 11,495.00



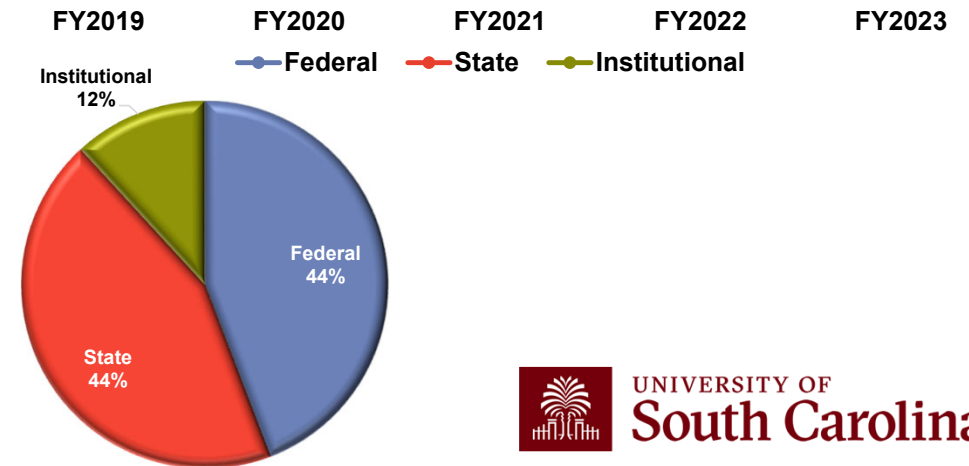
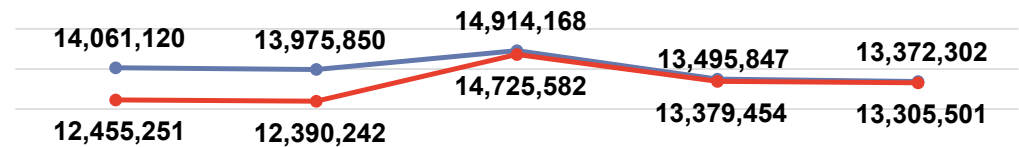
UPSTATE FY2023 SCHOLARSHIPS AND GRANTS

Federal	# Students	FY2023
Pell Grant	2,693	\$ 12,968,457
SEOG Grant	506	393,000
Other (TEACH Grant)	3	10,845
Federal Totals	3,202	\$ 13,372,302

State	# Students	FY2023
LIFE Scholarship	765	\$ 3,759,380
LIFE Scholarship Enhancement	315	2,335,313
Palmetto Fellows Scholarship	60	420,650
Palmetto Fellows Scholarship Enhancement	41	402,755
HOPE Scholarship	268	740,600
SC Need Based Grant	1,588	5,216,269
National Guard Grant	56	285,671
SC Teaching Fellows	26	144,863
State Totals	3,119	\$ 13,305,501

Institutional	# Students	FY2023
Internal Awards Academic	826	\$ 1,843,951
Internal Awards Athletic	354	1,733,658
Institutional Totals	1,180	\$ 3,577,609

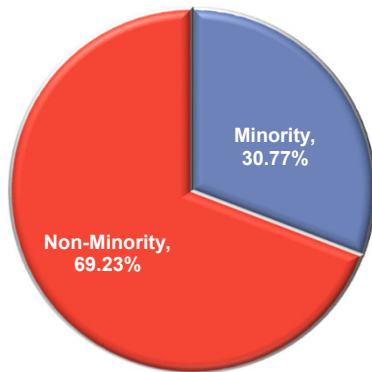
Total Scholarship and Grant Aid	\$ 30,255,412
--	----------------------



UNIVERSITY OF
South Carolina

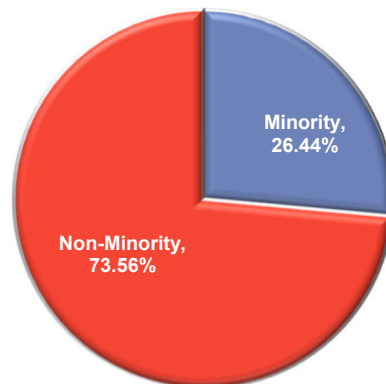
UPSTATE MINORITY OVERVIEW

Administration



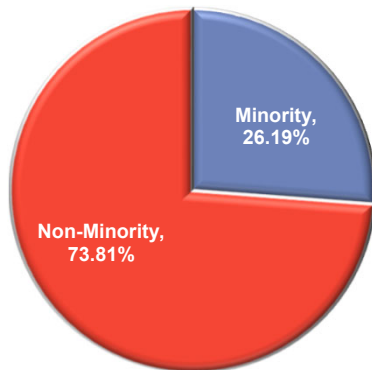
ADMINISTRATION	
Total Administration	13
Number Minority	4
% Minority	30.77%

FTEs



FTEs	
Total FTEs	624
Number Minority	165
% Minority	26.44%

Employees



EMPLOYEES	
All Employees	817
Number Minority	214
% Minority	26.19%



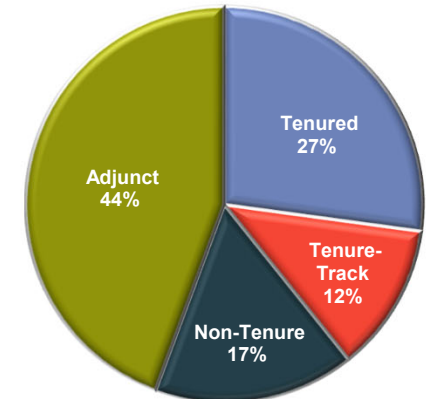
UPSTATE FACULTY-STUDENT RATIO

College	Ratio
School of Business Administration	1:19
School of Education	1:17
School of Nursing	1:17
College of Sciences & Engineering	1:11
College of Arts, Humanities, & Social Sciences	1:9



UPSTATE TENURED VS. NON-TENURED FACULTY OVERVIEW

College	Tenured	Tenure-Track	Non-Tenure	Adjunct	Total
Arts, Humanities & Social Science	51	11	14	53	129
College of Business & Economics	8	7	6	11	32
College of Science & Technology	27	8	16	31	82
School of Education, Human Perf & Health	11	10	2	46	69
School of Nursing	4	9	23	24	60
Univ College/Library/Other	-	-	-	-	-
Overall Institution	101	45	61	165	372



UPSTATE 4% FEE WAIVER

4% Fee Waiver			FY2023	FY2024
Fall			2021	2022
Spring			2022	2023
<u>Credit Hour Production (Undergraduates)</u>				
Fall			64,584	58,605
Spring			58,126	52,781
<u>Total Credit Hour Production</u>			122,710	111,386
Full-Time Fee Divisor			12	12
<u>Equivalent Number of Full Fees</u>			10,226	9,282
Full-Time Resident Tuition & Fees	\$	5,879	\$	5,879
Less: Bond Indebtedness Fee		295		295
<u>Equivalent Fees</u>	\$	5,584	\$	5,584
Total Equivalent Revenue	\$	57,101,053	\$	51,831,619
4% Threshold - per policy	\$	2,284,042	\$	2,073,265
Actual Fee Waivers (Object 54522)	\$	981,804	\$	1,178,811



UPSTATE FEE WAIVERS & ABATEMENTS

	FY2021			FY2022			FY2023		
Class	# Students	Resident	Non-Resident	# Students	Resident	Non-Resident	# Students	Resident	Non-Resident
4% Fee Waivers									
Freshmen	140	120	20	167	152	15	249	243	6
Sophomore	73	43	30	94	67	27	148	122	26
Junior	98	73	25	90	61	29	91	62	29
Senior	123	87	36	203	149	54	177	136	41
Other	-	-	-	-	-	-	-	-	-
Total	434	323	111	554	429	125	665	563	102
Abatements - Full									
Freshmen	40	-	40	30	-	30	35	-	35
Sophomore	31	-	31	28	-	28	32	-	32
Junior	20	-	20	23	-	23	27	-	27
Senior	14	-	14	30	-	30	20	-	20
Other	29	22	7	34	23	11	14	7	7
Total	134	22	112	145	23	122	128	7	121
Abatements - Partial									
Freshmen	29	-	29	24	-	24	29	-	29
Sophomore	27	-	27	22	-	22	31	-	31
Junior	24	-	24	35	-	35	27	-	27
Senior	34	-	34	48	-	48	24	-	24
Other	-	-	-	-	-	-	-	-	-
Total	114	-	114	129	-	129	111	-	111

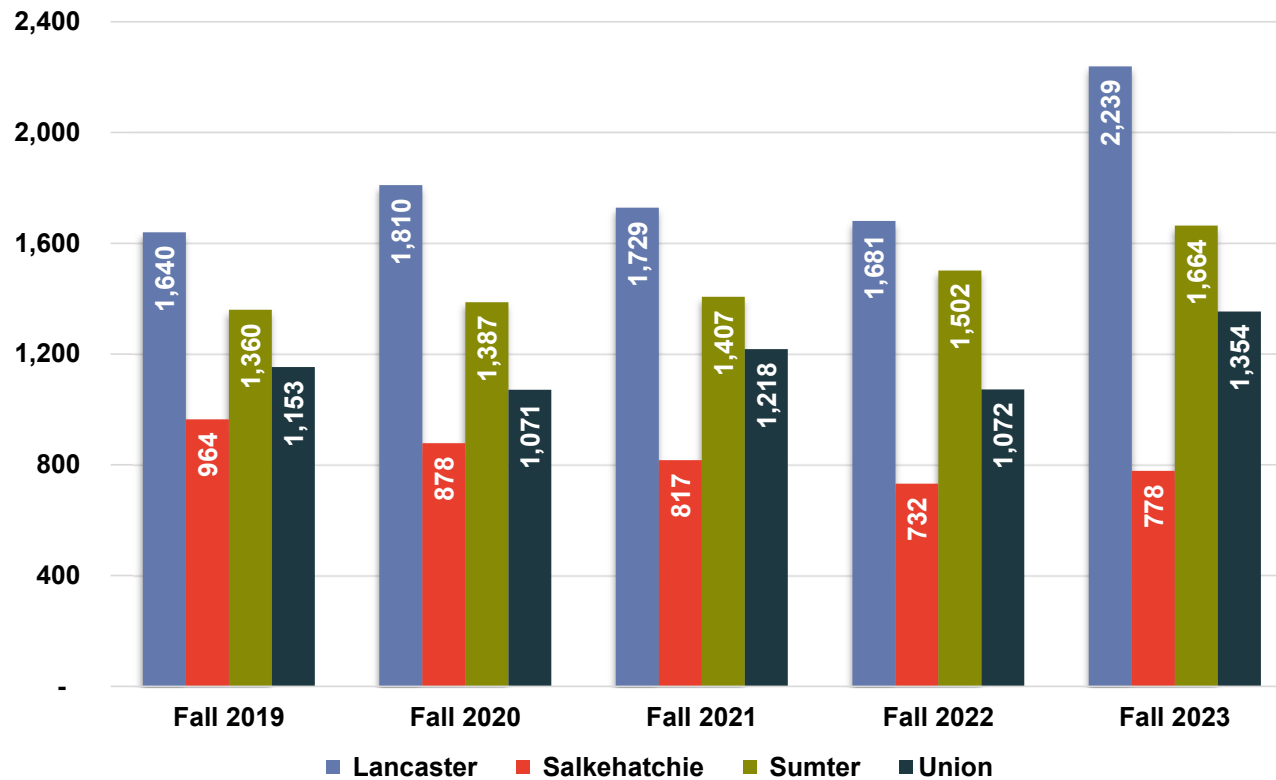




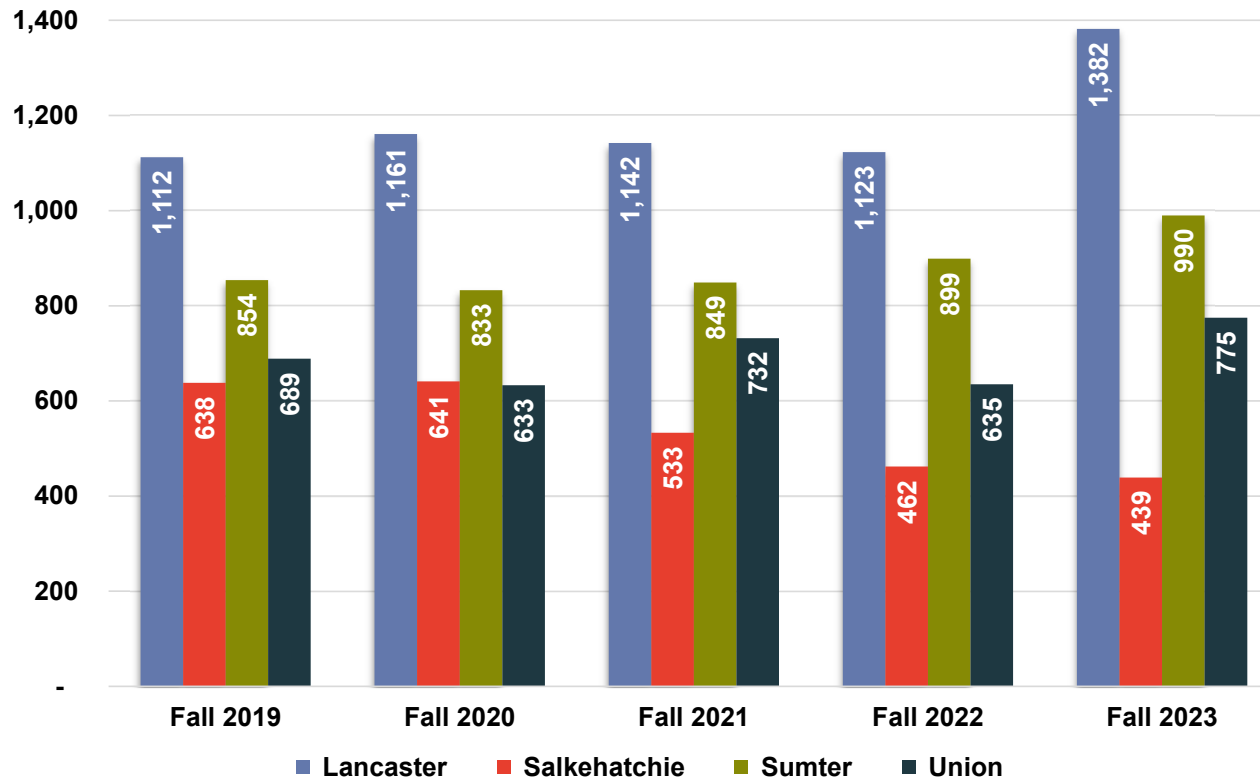
UNIVERSITY OF
South Carolina
PALMETTO COLLEGE



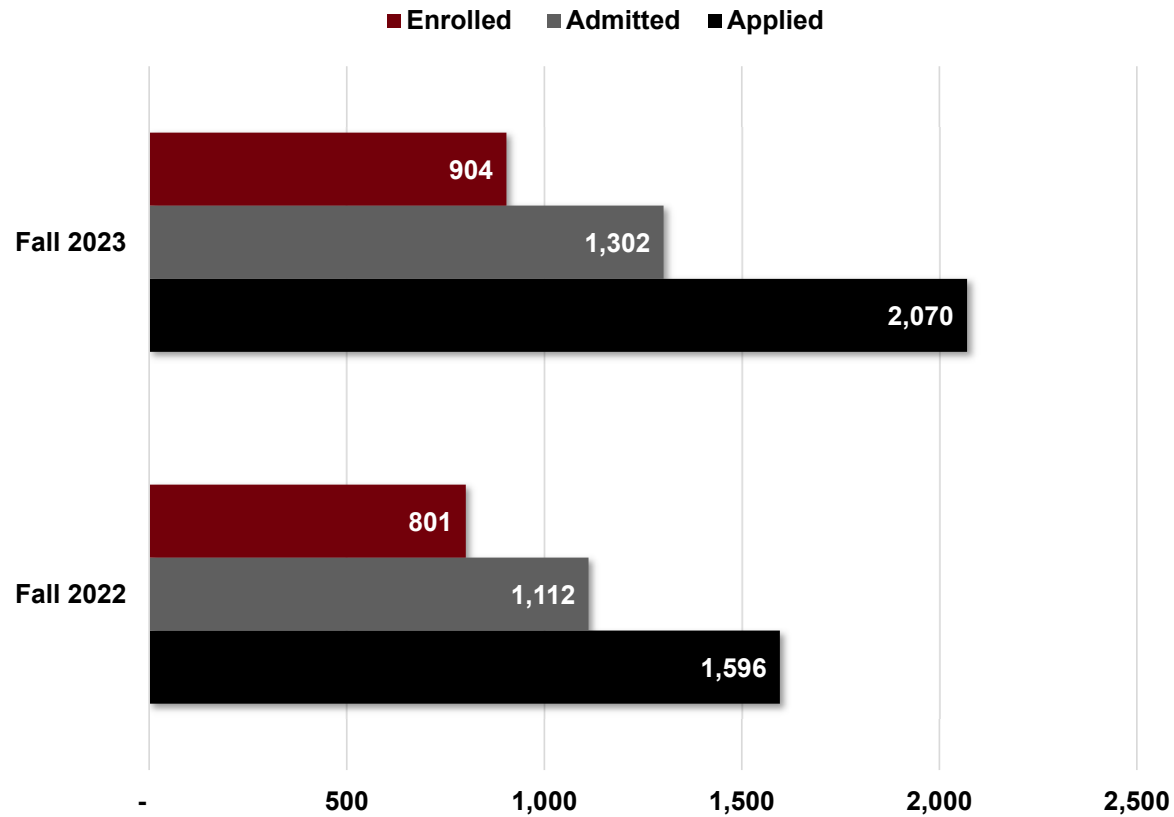
PALMETTO COLLEGE HEADCOUNT ENROLLMENT



PALMETTO COLLEGE FTE ENROLLMENT

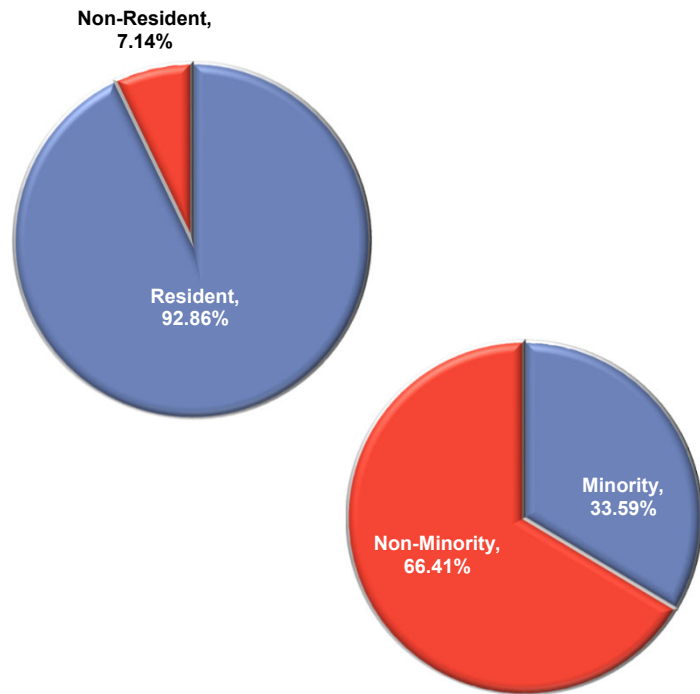


PALMETTO COLLEGE ENROLLMENT SUMMARY

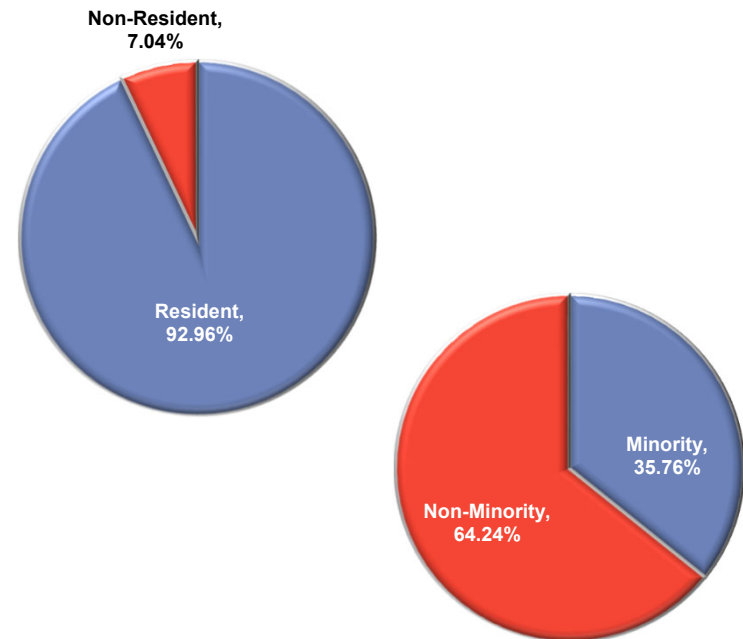


PALMETTO COLLEGE ENROLLMENT SUMMARY

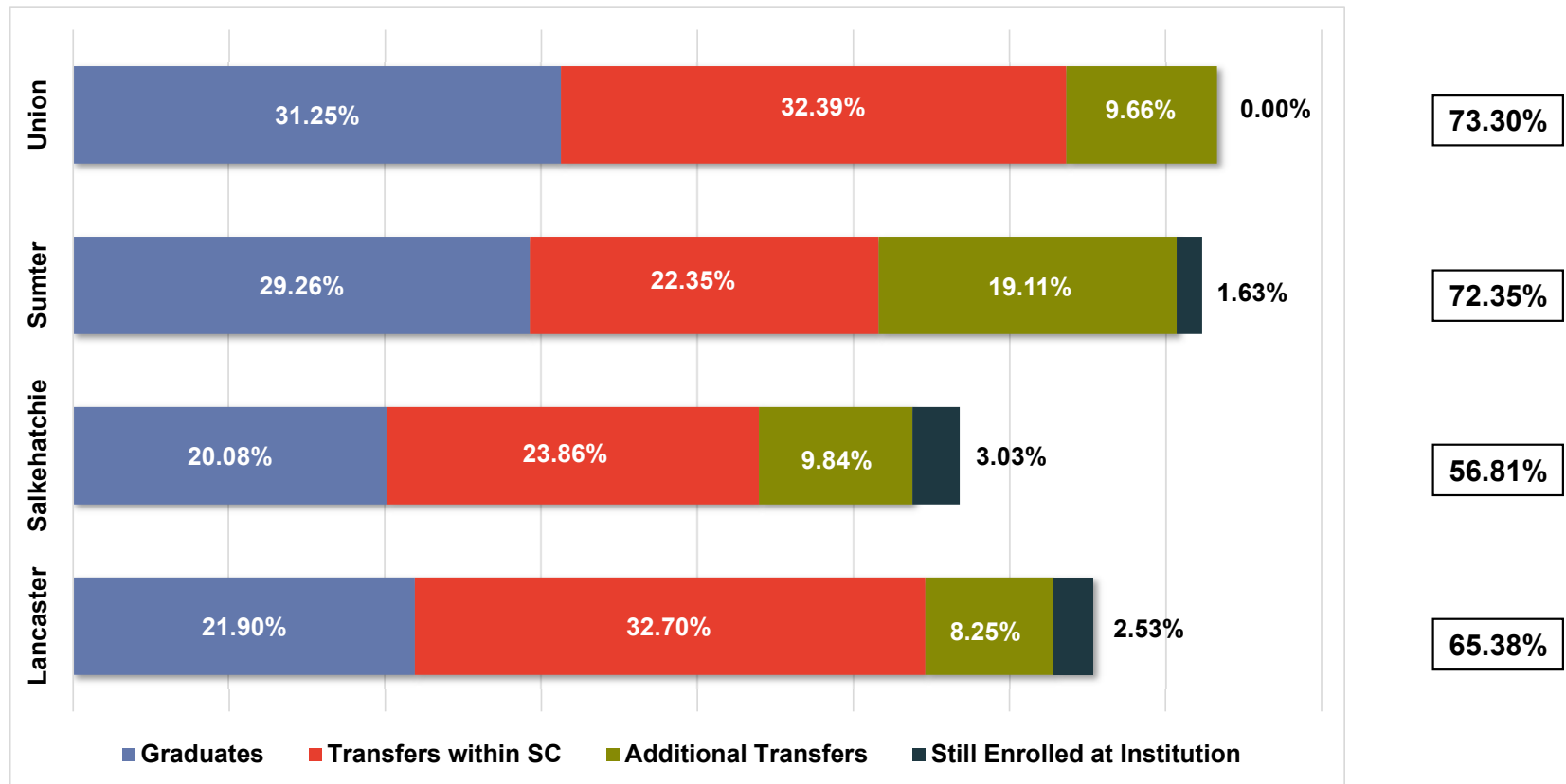
Fall 2022



Fall 2023



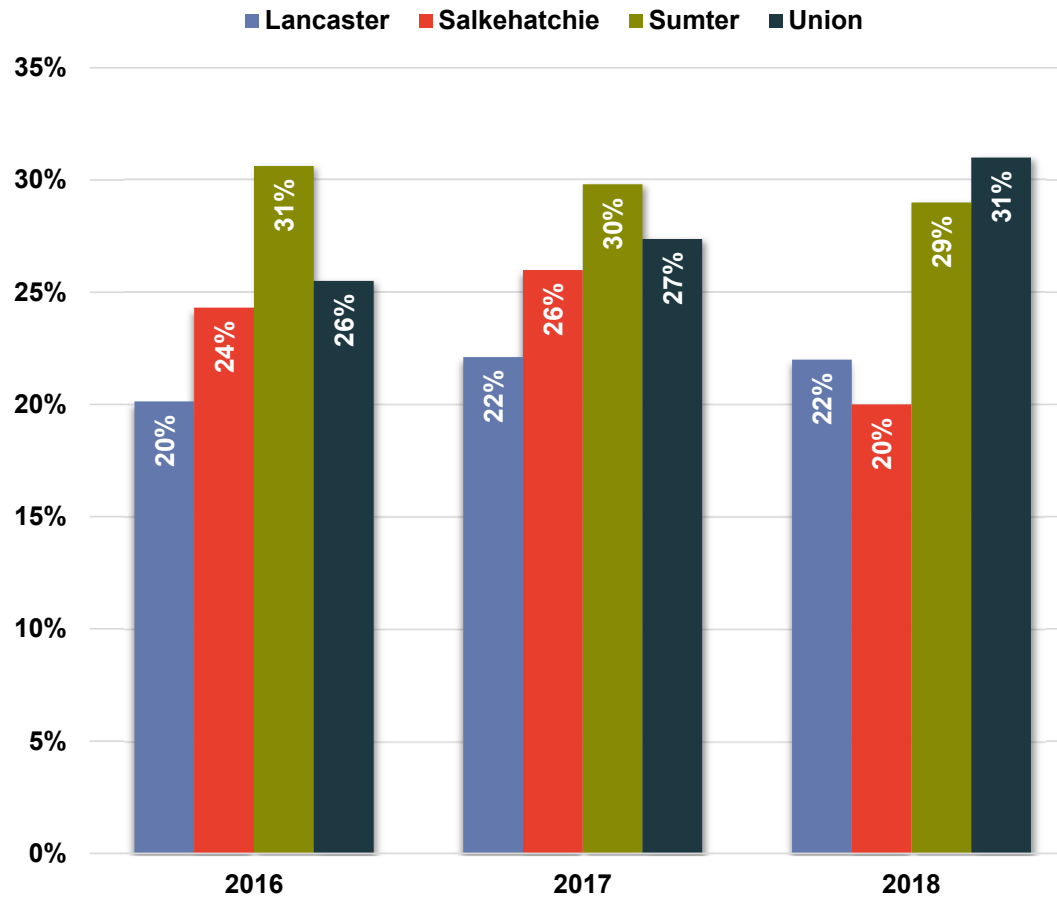
PALMETTO COLLEGE SUCCESS RATE



17,372 # of Alumni
 14,641 # of Alumni in SC



PALMETTO COLLEGE GRADUATION RATE

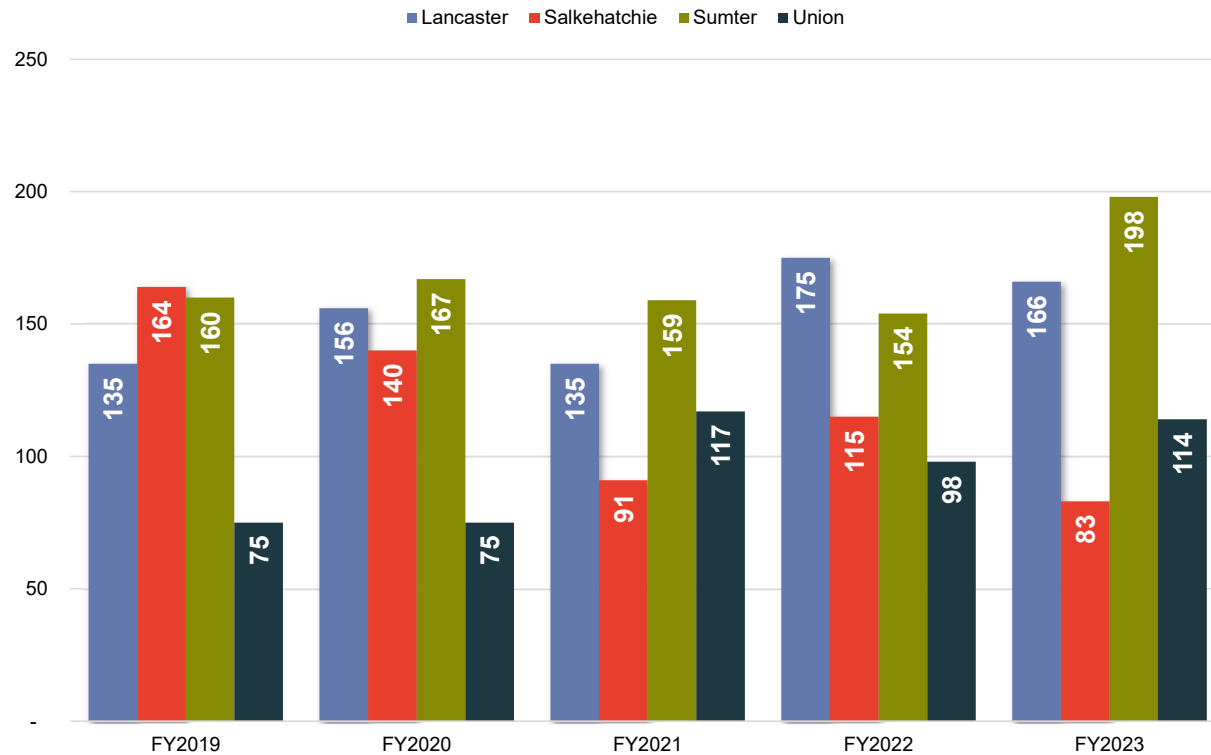


NOTE: 3-Year Rate (150% Completion Time)

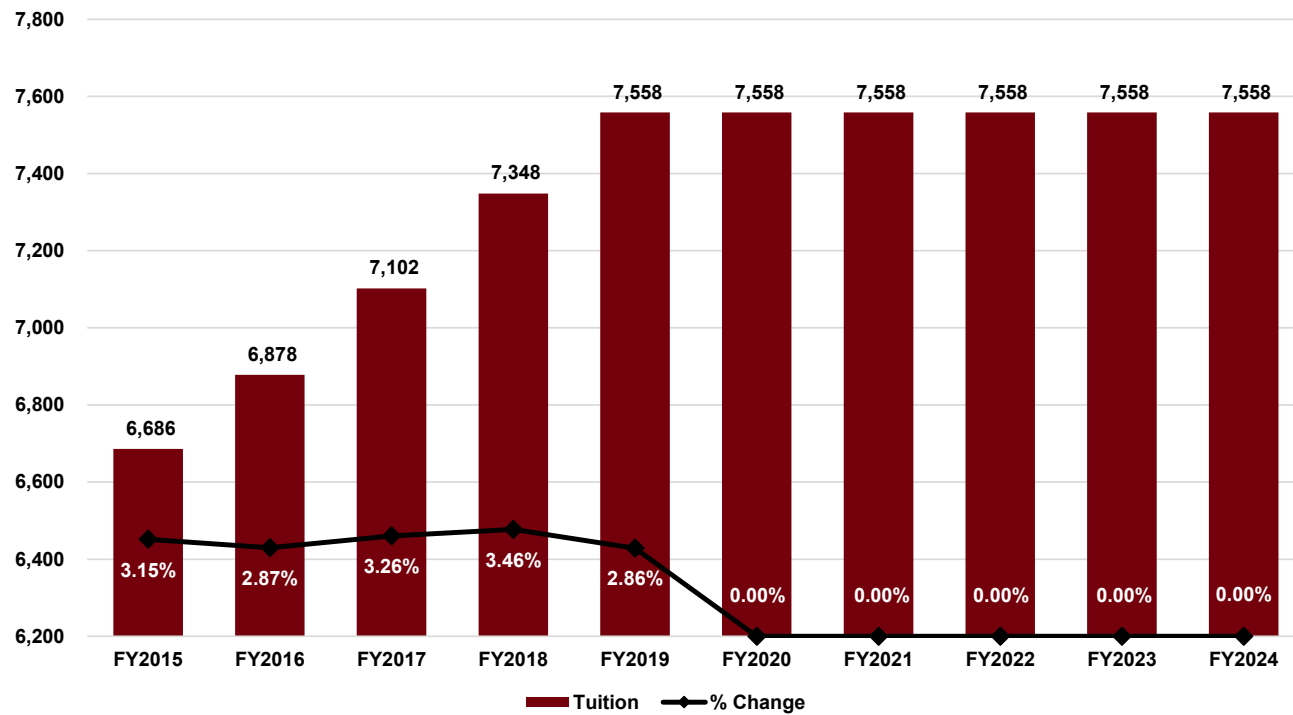


UNIVERSITY OF
South Carolina

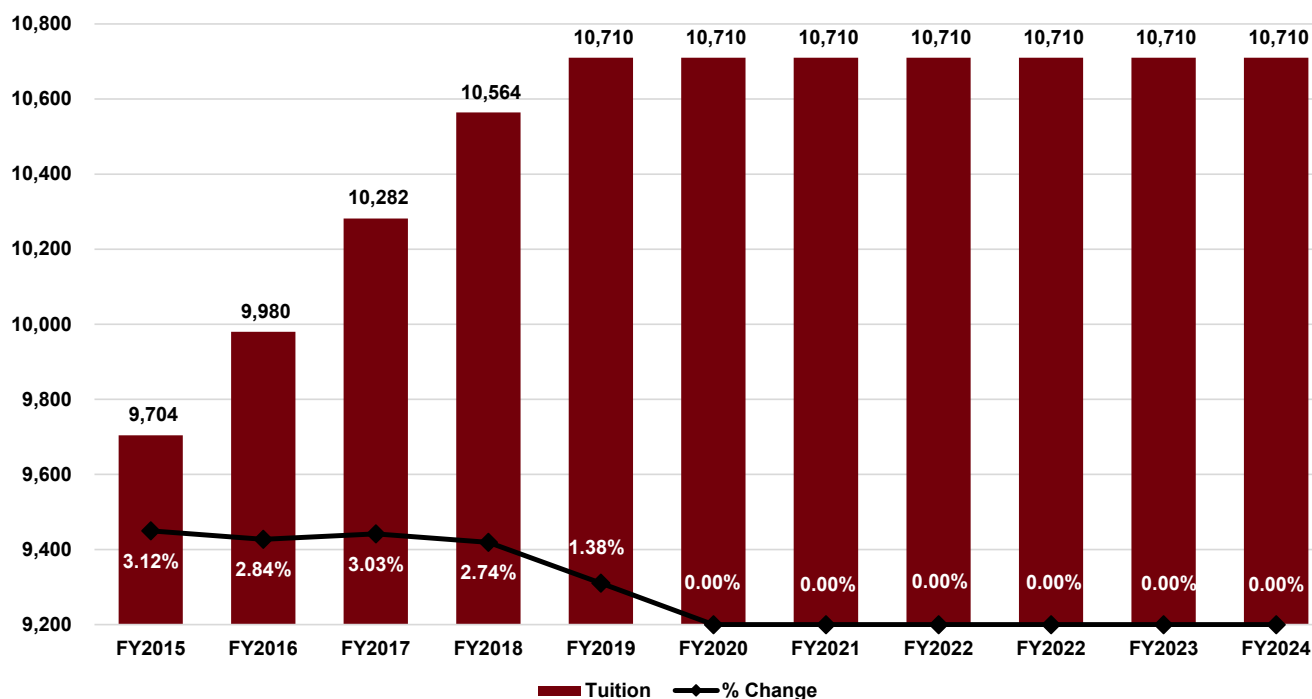
PALMETTO COLLEGE DEGREES AWARDED



PALMETTO REGIONAL COLLEGES IN-STATE UNDERGRADUATE TUITION & REQUIRED FEES



PALMETTO COLLEGE ONLINE IN-STATE UNDERGRADUATE TUITION & REQUIRED FEES



LANCASTER

UNDERGRADUATE TUITION & FEES PER SEMESTER

	2022-2023	\$ Change	2023-2024
USC Lancaster			
Resident Undergraduate Tuition			
Educational & General	\$ 3,239.00	-	\$ 3,239.00
Renovation Reserve	50.00	-	50.00
Campus Activity	45.00	-	45.00
Athletics Activity	195.00	-	195.00
Gregory Wellness Center	50.00	-	50.00
Total Resident Undergraduate Tuition	\$ 3,579.00	-	\$ 3,579.00
Technology Fee	200.00	-	200.00
Total Required Tuition and Fees	\$ 3,779.00	\$ -	\$ 3,779.00
Non-Resident Undergraduate Tuition			
Educational & General	\$ 8,579.00	-	\$ 8,579.00
Renovation Reserve	50.00	-	50.00
Campus Activity	45.00	-	45.00
Athletics Activity	195.00	-	195.00
Gregory Wellness Center	50.00	-	50.00
Total Resident Undergraduate Tuition	\$ 8,919.00	-	\$ 8,919.00
Technology Fee	200.00	-	200.00
Total Required Tuition and Fees	\$ 9,119.00	\$ -	\$ 9,119.00



SALKEHATCHIE

UNDERGRADUATE TUITION & FEES PER SEMESTER

	2022-2023	\$ Change	2023-2024
USC Salkehatchie			
Resident Undergraduate Tuition			
Educational & General	\$ 3,472.00	-	\$ 3,472.00
Renovation Reserve	34.00	-	34.00
Campus Activity	13.00	-	13.00
Athletics Activity	60.00	-	60.00
Total Resident Undergraduate Tuition	\$ 3,579.00	-	\$ 3,579.00
Technology Fee	200.00	-	200.00
Total Required Tuition and Fees	\$ 3,779.00	\$ -	\$ 3,779.00
Non-Resident Undergraduate Tuition			
Educational & General	\$ 8,812.00	-	\$ 8,812.00
Renovation Reserve	34.00	-	34.00
Campus Activity	13.00	-	13.00
Athletics Activity	60.00	-	60.00
Total Resident Undergraduate Tuition	\$ 8,919.00	-	\$ 8,919.00
Technology Fee	200.00	-	200.00
Total Required Tuition and Fees	\$ 9,119.00	\$ -	\$ 9,119.00



SUMTER

UNDERGRADUATE TUITION & FEES PER SEMESTER

	2022-2023	\$ Change	2023-2024
USC Sumter			
Resident Undergraduate Tuition			
Educational & General	\$ 3,333.00	-	\$ 3,333.00
Renovation Reserve	40.00	-	40.00
Athletics Activity	160.00	-	160.00
Campus Activity	46.00	-	46.00
Total Resident Undergraduate Tuition	\$ 3,579.00	-	\$ 3,579.00
Technology Fee	200.00	-	200.00
Total Required Tuition and Fees	\$ 3,779.00	\$ -	\$ 3,779.00
Non-Resident Undergraduate Tuition			
Educational & General	\$ 8,673.00	-	\$ 8,673.00
Renovation Reserve	40.00	-	40.00
Athletics Activity	160.00	-	160.00
Campus Activity	46.00	-	46.00
Total Resident Undergraduate Tuition	\$ 8,919.00	-	\$ 8,919.00
Technology Fee	200.00	-	200.00
Total Required Tuition and Fees	\$ 9,119.00	\$ -	\$ 9,119.00



UNION

UNDERGRADUATE TUITION & FEES PER SEMESTER

	2022-2023	\$ Change	2023-2024
USC Union			
Resident Undergraduate Tuition			
Educational & General	\$ 3,334.00	-	\$ 3,334.00
Renovation Reserve	50.00	-	50.00
Campus Activity	195.00	-	195.00
Total Resident Undergraduate Tuition	\$ 3,579.00	-	\$ 3,579.00
Technology Fee	200.00	-	200.00
Total Required Tuition and Fees	\$ 3,779.00	\$ -	\$ 3,779.00
Non-Resident Undergraduate Tuition			
Educational & General	\$ 8,674.00	-	\$ 8,674.00
Renovation Reserve	50.00	-	50.00
Campus Activity	195.00	-	195.00
Total Resident Undergraduate Tuition	\$ 8,919.00	-	\$ 8,919.00
Technology Fee	200.00	-	200.00
Total Required Tuition and Fees	\$ 9,119.00	\$ -	\$ 9,119.00



PALMETTO COLLEGE ONLINE UNDERGRADUATE TUITION & FEES PER SEMESTER

	2022-2023	\$ Change	2023-2024
Palmetto College Online			
Resident Undergraduate Tuition			
Educational & General	\$ 4,899.00	-	\$ 4,899.00
Institutional Bond	240.00	-	240.00
Renovation Reserve	20.00	-	20.00
Student Services	40.00	-	40.00
Total Resident Undergraduate Tuition	\$ 5,199.00	-	\$ 5,199.00
Technology Fee	156.00	-	156.00
Total Required Tuition and Fees	\$ 5,355.00	\$ -	\$ 5,355.00
Non-Resident Undergraduate Tuition			
Educational & General	\$ 10,128.00	-	\$ 10,128.00
Institutional Bond	240.00	-	240.00
Renovation Reserve	20.00	-	20.00
Student Services	40.00	-	40.00
Total Resident Undergraduate Tuition	\$ 10,428.00	-	\$ 10,428.00
Technology Fee	156.00	-	156.00
Total Required Tuition and Fees	\$ 10,584.00	\$ -	\$ 10,584.00



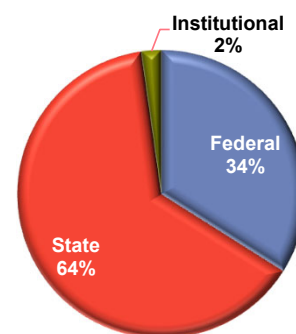
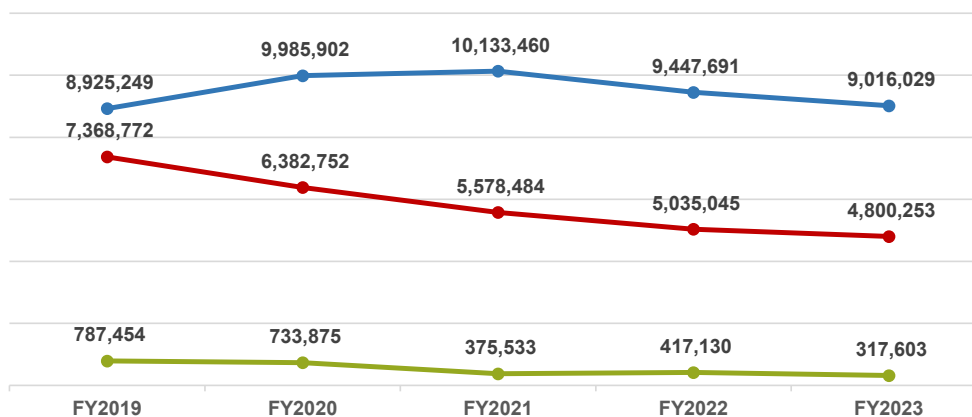
PALMETTO COLLEGE FY2023 SCHOLARSHIPS AND GRANTS

Federal	# Students	FY2023
Pell Grant	971	\$ 4,643,821
SEOG Grant	314	156,431
Federal Totals	1,285	\$ 4,800,253

State	# Students	FY2023
LIFE Scholarship	834	\$ 3,782,031
SC Need Based Grant	573	1,156,341
National Guard Grant	14	77,688
SC Lottery Tuition Assistance Program	4,230	3,895,869
Palmetto Fellows Scholarship	16	104,100
State Totals	5,667	\$ 9,016,029

Institutional	# Students	FY2023
Internal Awards	398	\$ 317,603
Institutional Totals	398	\$ 317,603

Total Scholarship and Grant Aid	\$ 14,133,885
--	----------------------



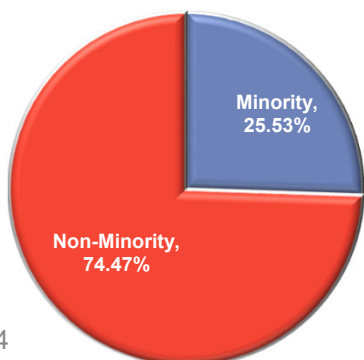
PALMETTO COLLEGE MINORITY OVERVIEW

Administration

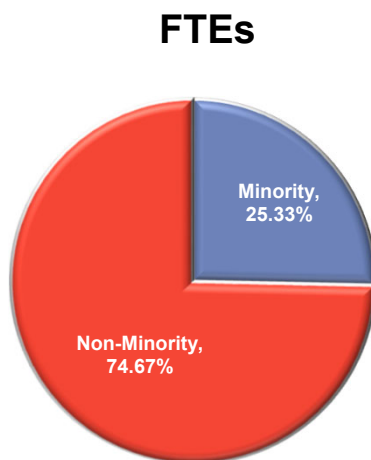


ADMINISTRATION	
Total Administration	5
Number Minority	-
% Minority	0.00%

Employees



FTEs	
Total FTEs	375
Number Minority	95
% Minority	25.33%



EMPLOYEES	
All Employees	564
Number Minority	144
% Minority	25.53%



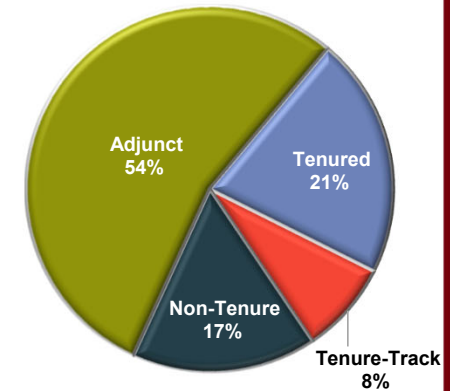
PALMETTO COLLEGE FACULTY-STUDENT RATIO

College	Ratio
Lancaster	1:19
Salkehatchie	1:15
Sumter	1:19
Union	1:18



PALMETTO COLLEGE TENURED VS. NON-TENURED FACULTY OVERVIEW

College	Tenured	Tenure-Track	Non-Tenure	Adjunct	Total
Lancaster	30	6	18	30	84
Salkehatchie	10	6	5	27	48
Sumter	14	7	15	38	74
Union	6	4	8	58	76
Overall Institution	60	23	46	153	282



PALMETTO COLLEGE 4% FEE WAIVER

	Lancaster		Salkehatchie		Sumter		Union	
	FY2023	FY2024	FY2023	FY2024	FY2023	FY2024	FY2023	FY2024
Credit Hours	34,505	34,136	15,158	12,675	25,004	26,461	23,092	19,112
Full-Time Hourly Base	12	12	12	12	12	12	12	12
FTE Equivalent	2,875	2,845	1,263	1,056	2,084	2,205	1,924	1,593
Resident Tuition	\$ 3,579	\$ 3,579	\$ 3,579	\$ 3,579	\$ 3,579	\$ 3,579	\$ 3,579	\$ 3,579
Equivalent \$ of Full Fee	\$ 10,291,116	\$ 10,181,062	\$ 4,520,874	\$ 3,780,319	\$ 7,457,443	\$ 7,891,993	\$ 6,887,189	\$ 5,700,154
Capacity	\$ 411,645	\$ 407,242	\$ 180,835	\$ 151,213	\$ 298,298	\$ 315,680	\$ 275,488	\$ 228,006
Usage	\$ 77,632	\$ 102,188	\$ 31,723	\$ 31,591	\$ 197,318	\$ 153,228	\$ 62,304	\$ 62,590
Available Capacity	\$ 334,013	\$ 305,055	\$ 149,112	\$ 119,622	\$ 100,980	\$ 162,452	\$ 213,184	\$ 165,416

PALMETTO COLLEGE FEE WAIVER & ABATEMENTS

	FY2021			FY2022			FY2023		
Class	# Students	Resident	Non-Resident	# Students	Resident	Non-Resident	# Students	Resident	Non-Resident
4% Fee Waivers									
Freshmen	311	297	14	313	267	46	216	191	25
Sophomore	165	155	10	164	154	10	119	103	16
Junior	50	46	4	65	58	7	102	87	15
Senior	26	25	1	31	29	2	18	18	-
Other	4	4	-	1	1	-	-	-	-
Total	556	527	29	574	509	65	455	399	56
Abatements - Full									
Freshmen	108	-	108	88	-	88	131	-	131
Sophomore	30	1	29	54	-	54	37	-	37
Junior	3	-	3	25	2	23	2	-	2
Senior	1	-	1	-	-	-	-	-	-
Other	-	-	-	-	-	-	-	-	-
Total	142	1	141	167	2	165	170	-	170
Abatements - Partial									
Freshmen	-	-	-	-	-	-	-	-	-
Sophomore	-	-	-	-	-	-	-	-	-
Junior	-	-	-	-	-	-	-	-	-
Senior	-	-	-	-	-	-	-	-	-
Other	-	-	-	-	-	-	-	-	-
Total	-	-	-	-	-	-	-	-	-



SYSTEM ADDITIONAL INFORMATION

- **Budget Document**

- https://www.sc.edu/about/offices_and_divisions/budget/budget_documents/index.php

- **Comprehensive Annual Financial Report**

- https://www.sc.edu/about/offices_and_divisions/controller/financial_reporting/financial_statements/index.php

- **Transparency Initiative**

- <http://spend.admin.sc.edu/>





UNIVERSITY OF
South Carolina